

# Audo



LIGHTING

—  
PRICE LIST FEBRUARY 2024, *Euro*



## SALES CONTACTS

**Theis Johnson**

*Chief Sales Officer, Retail & Contract, Global*  
tjo@audocph.com

**Michael Thomann**

*Head of Sales, Retail & Contract, Central Europe*  
mth@audocph.com

**Michael Olivier Steiner**

*Sales Executive, Retail, North Germany*  
mos@audocph.com

**Inga Heuer**

*Sales Executive, Contract, North Germany*  
ihe@udocph.com

**Jasmin Buscher**

*Sales Executive, Retail, Central Germany*  
jbu@audocph.com

**Daniel Abrahams**

*Sales Executive, Contract, Central Germany*  
dab@audocph.com

**Judit Oberberger**

*Sales Executive, Contract, South Germany*  
juo@audocph.com

## AGENTS & DISTRIBUTORS

**Designtales - Bart Degryse**

*Agent, Belgium, Luxembourg*  
bart@designtales.nl

**Designtales - Joost van Ede**

*Agent, Netherlands*  
joost@designtales.nl

**Designtales - Pascal Zegers**

*Agent, Netherlands*  
pascal@designtales.nl

**DR Diffusion**

*Agent, France*  
menu@drdiffusion.fr

**Felix Casa Contract**

*Agent, Spain*  
felix@cascontract.com

**International Trading Agency - Dirk Euler**

*Agent, Switzerland*  
itadirkeuler@gmail.com

**Isabella Nunes**

*Agent, Portugal*  
isabelanunes.brands@gmail.com

**RICH-Design - Richard Molcik**

*Agent, Austria*  
rich@rich-design.at

**Standardcollection Info**

*Agent, Italy*  
info@standardcollection.it

**Design Collection**

*Distributor, Ukraine, Belarus, Georgien, Azerbaijan,  
The Czech Republic, Hungary, Greece, Slovakia,  
Cyprus, Malta, Croatia, Romania, Slovenia,  
Serbia, Bulgaria, Turkey, Ukraine, Russia, Poland,  
Lithuania, Latvia, Estonia*  
mho@designcollection.dk

## FRONT PAGE


RELEVÉ PLATTER, designer *Colin King Studio*  
ETRUSCAN PITCHER, designer *Mentze Ottenstein*  
ANDROGYNE DINING TABLE, designer *Danielle Siggerud*  
PASSAGE STOOL, designer *Krøyer-Sætter-Lassen*  
DANCING PENDANT, designer *Iskos-Berlin*

TUBULAIRE PENDANT, designer *Krøyer-Sætter-Lassen*  
PASSAGE STOOL, designer *Krøyer-Sætter-Lassen*  
HARBOUR COLUMN DINING TABLE, designer *Norm Architects*  
EAVE DINING SOFA, designer *Norm Architects*  
COLLAPSE VASE, designer *Sofia Tufvasson*





## OUR DESIRE



*Audo Copenhagen designs can be found around the world. We envision a world where we share the magic of these designs and icons with new generations, growing a worldwide sense of community through remarkable design and experiences.*



# TABLE of CONTENTS

LIGHTING	1	<i>FLOOR LAMPS</i>	25
<i>WALL LAMPS</i>	1	FLOOR LAMPS	25
WALL LAMPS	1	JWDA	26
COLLECTOR	2	HASHIRA	27
CAST PENDANTS	3	WING	29
HASHIRA	4	PEEK	30
TR	5	<i>BULBS</i>	31
<i>TABLE LAMPS</i>	6	BULBS	31
TABLE LAMPS	6	JWDA	32
JWDA	7	TORSO	32
WING	9	OTHER	33
HASHIRA	10	TR	34
REVERSE	11	<i>CEILING LAMPS</i>	35
TORSO	12	PENDANTS	35
PEEK	14	TUBULAIRE	36
PORTABLE LAMPS	15	COLLECTOR	38
TORSO	16	SWATCHES	39
OTHER	17	ARCHITECTURAL	40
CARRIE LED	19	BANK	41
RAY	20	JWDA	42
COLUMN TABLE LAMP	21	DANCING	43
PHARE LED	22	UMANOFF	44
JWDA	23	HASHIRA	45
HASHIRA	24	TR	49



TABLE *of* CONTENTS

RESONANT	50
LEVITATE	51
CAST PENDANTS	52
CHANDELIERS	53
TUBULAIRE	54
TR	56
MISC	57
<i>SWATCHES</i>	<i>57</i>
SURFACE	57
SWATCHES	58



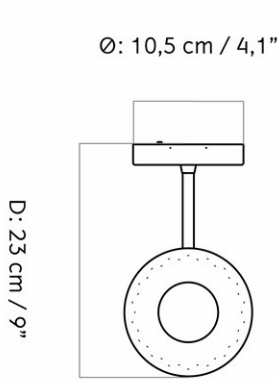
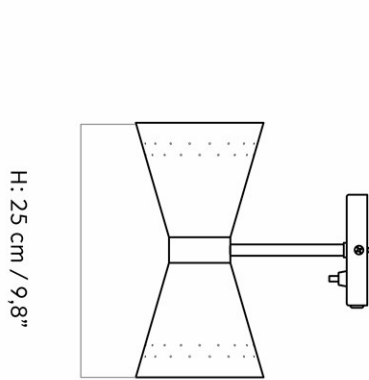
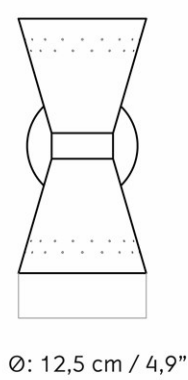
LIGHTING

*Wall Lamps*

WALL LAMPS



COLLECTOR, WALL LAMP  
Designed by *Bergboms*

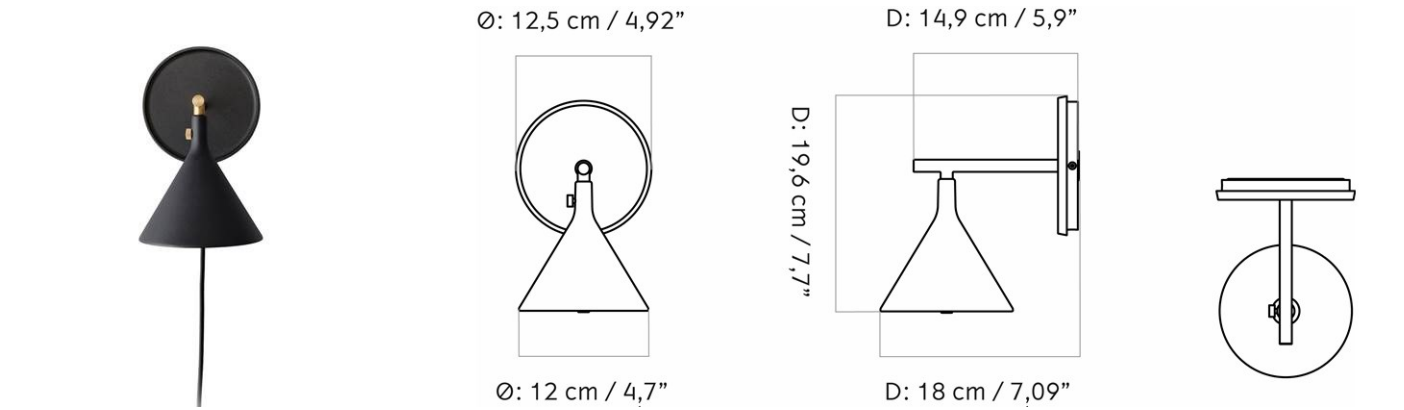


PRODUCTION TIME  
COLLI 9 WEEKS  
1

CARE INSTRUCTIONS  
DESCRIPTION Discover our product care guide for comprehensive care instructions.  
[Download](#)  
Find more information in the dedicated product fact sheet for this product.

SKU	INCL. VAT EUR	EXCL. VAT EUR
1395649	670,00	560,66

CAST SCONCE LAMP W/DIFFUSER  
Designed by *Thomas Chung & Jordan Murphy*



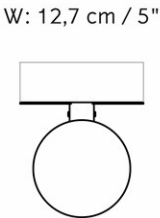
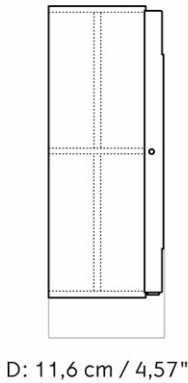
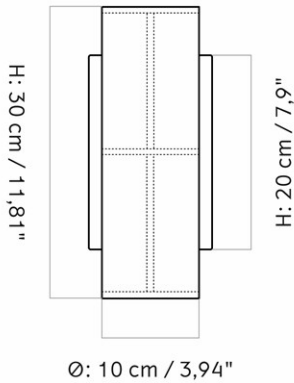
MASTER SKU	1251000PIM	CARE INSTRUCTIONS	Discover our product care guide for comprehensive care instructions.
COLLI	1		<a href="#">Download</a>
DIMENSIONS	H: 19, cm D: 18, cm	DESCRIPTION	Find more information in the dedicated product fact sheet for this product.
	W: 12.5, cm		

STOCK OPTION

SKU	VARIANT	INCL. VAT EUR	EXCL. VAT EUR
1251539	Black	240,00	200,83



HASHIRA WALL LAMP  
Designed by *Norm Architects*



MASTER SKU  
COLLI  
DIMENSIONS

1506000PIM  
2  
H: 30, cm      W: 12,7, cm  
D: 11.6, cm

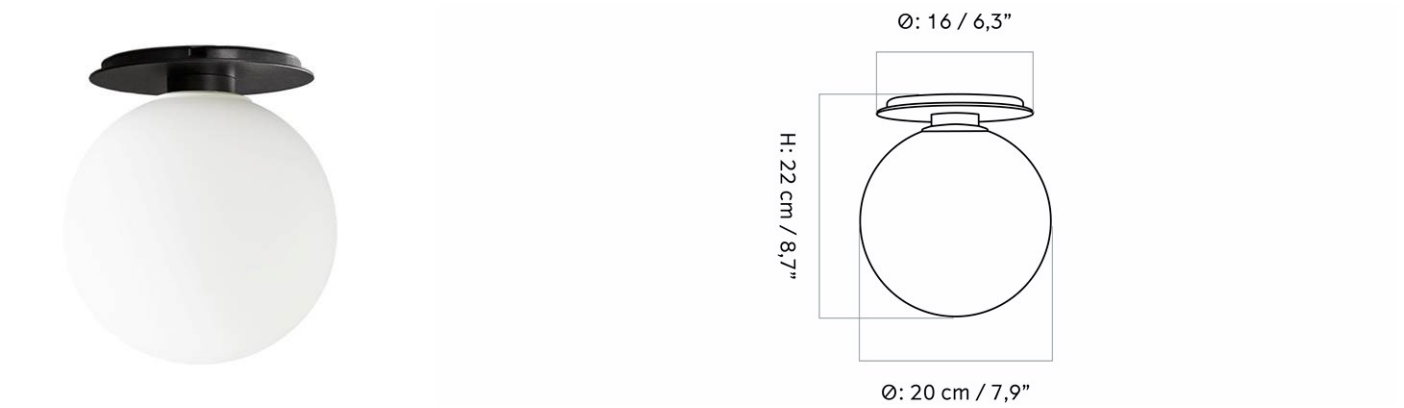
CARE INSTRUCTIONS  
  
DESCRIPTION

Discover our product care guide for comprehensive care instructions.  
[Download](#)  
Find more information in the dedicated product fact sheet for this product.

STOCK OPTION

SKU	VARIANT	INCL. VAT EUR	EXCL. VAT EUR
1506699	Raw	240,00	200,83

TR BULB CEILING/WALL LAMP  
Designed by *Tim Rundle*



MASTER SKU 1464000PIM  
COLLI 1  
DIMENSIONS H: 22, cm Ø: 16, cm

CARE INSTRUCTIONS Discover our product care guide for comprehensive care instructions.  
[Download](#)  
DESCRIPTION Find more information in the dedicated product fact sheet for this product.

STOCK OPTION

SKU	VARIANT	INCL. VAT EUR	EXCL. VAT EUR
1494639	Matt Bulb - Black	215,00	179,91
1464639	Matt Bulb - Brushed Brass	400,00	334,72

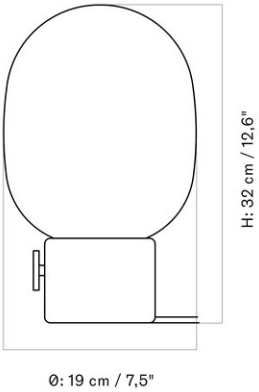
LIGHTING

*Table Lamps*

TABLE LAMPS



JWDA TABLE LAMP, LARGE  
Designed by *Jonas Wagell*



MASTER SKU  
COLLI

1830000PIM  
1-2

CARE INSTRUCTIONS

Discover our product care guide for comprehensive care instructions.  
[Download](#)

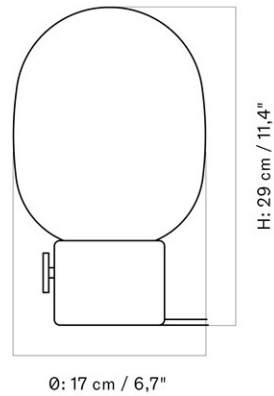
DESCRIPTION

Find more information in the dedicated product fact sheet for this product.

STOCK OPTION

SKU	VARIANT	COLLI	INCL. VAT EUR	EXCL. VAT EUR
1830639	Carrara Marble	2	335,00	280,33
1830319	Calacatta	2	415,00	347,27

JWDA TABLE LAMP, SMALL  
Designed by *Jonas Wagell*



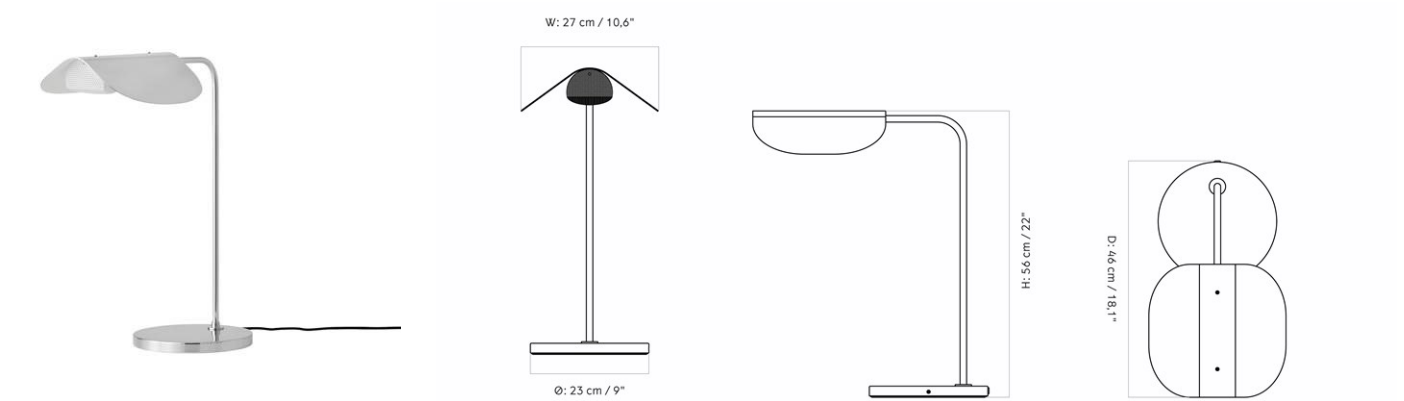
MASTER SKU	1830001PIM
PRODUCTION TIME	9-11 WEEKS
COLLI	1-2
DIMENSIONS	H: 29, cm      Ø: 17, cm

CARE INSTRUCTIONS	Discover our product care guide for comprehensive care instructions. <a href="#">Download</a>
DESCRIPTION	Find more information in the dedicated product fact sheet for this product.

STOCK OPTION

SKU	VARIANT	COLLI	INCL. VAT EUR	EXCL. VAT EUR
1810539	Black	2	230,00	192,46
1800859	Bronzed Brass	2	230,00	192,46
1800089	Ammonite Grey/Steel	2	240,00	200,83
1800360	Brass	2	240,00	200,83
1800129	Light Grey/Brass	2	240,00	200,83
1800839	Mirror Polished Brass	2	240,00	200,83

WING TABLE LAMP  
Designed by *Bergboms*



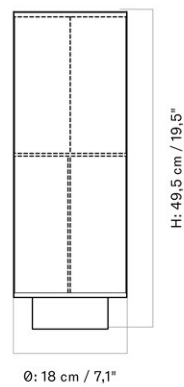
MASTER SKU	139100PIM	CARE INSTRUCTIONS	Discover our product care guide for comprehensive care instructions.
COLLI	1	DESCRIPTION	<a href="#">Download</a>
DIMENSIONS	H: 56, cm D: 46, cm W: 27, cm		Find more information in the dedicated product fact sheet for this product.

STOCK OPTION

SKU	VARIANT	INCL. VAT EUR	EXCL. VAT EUR
1391109	Aluminium	940,00	786,59



HASHIRA TABLE LAMP  
Designed by *Norm Architects*



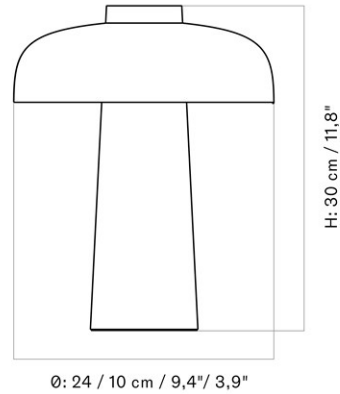
MASTER SKU 1500009PIM  
COLLI 1-2  
DIMENSIONS H: 49.5, cm    Ø: 18, cm

CARE INSTRUCTIONS  
Discover our product care guide for comprehensive care instructions.  
[Download](#)  
DESCRIPTION  
Find more information in the dedicated product fact sheet for this product.

STOCK OPTION

SKU	VARIANT	COLLI	INCL. VAT EUR	EXCL. VAT EUR
1500699	Raw	2	430,00	359,82

REVERSE TABLE LAMP  
Designed by *Aleksandar Lazic*



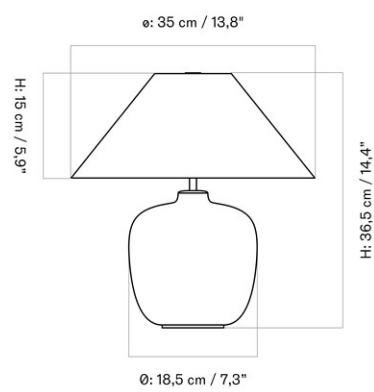
MASTER SKU 1410600PIM  
COLLI 2  
DIMENSIONS H: 30, cm Ø: 24, cm

CARE INSTRUCTIONS  
Discover our product care guide for comprehensive care instructions.  
[Download](#)  
DESCRIPTION  
Find more information in the dedicated product fact sheet for this product.

STOCK OPTION

SKU	VARIANT	INCL. VAT EUR	EXCL. VAT EUR
1410619Y	Bronzed Brass	630,00	527,18

TORSO TABLE LAMP, H37 CM / 14.5"  
Designed by *Kroeyer-Saetter-Lassen*



MASTER SKU 1280000PIM  
COLLI 1

CARE INSTRUCTIONS  
Discover our product care guide for comprehensive care instructions.  
[Download](#)

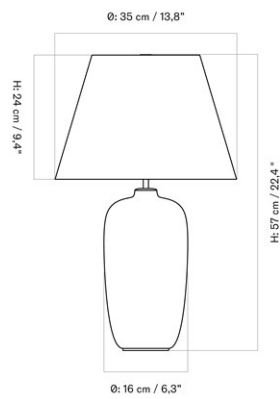
DESCRIPTION  
Find more information in the dedicated product fact sheet for this product.

STOCK OPTION

SKU	VARIANT	INCL. VAT EUR	EXCL. VAT EUR
1283659	Off-White	390,00	326,35



TORSO TABLE LAMP, H57 CM / 22.4"  
Designed by *Kroeyer-Saetter-Lassen*



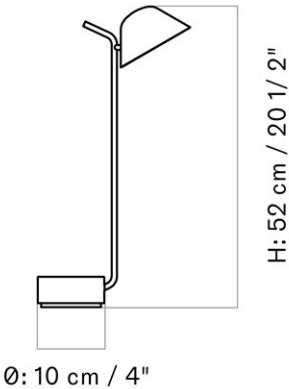
MASTER SKU                      1280001PIM  
COLLI                                1

CARE INSTRUCTIONS                      Discover our product care guide for  
comprehensive care instructions.  
DESCRIPTION                                [Download](#)  
Find more information in the dedicated  
product fact sheet for this product.

STOCK OPTION

SKU	VARIANT	INCL. VAT EUR	EXCL. VAT EUR
1284539	Black	415,00	347,27

PEEK TABLE LAMP  
Designed by *Jonas Wagell*



MASTER SKU  
COLLI

1300000PIM  
2

CARE INSTRUCTIONS

Discover our product care guide for comprehensive care instructions.  
[Download](#)

DESCRIPTION

Find more information in the dedicated product fact sheet for this product.

STOCK OPTION

SKU	VARIANT	INCL. VAT EUR	EXCL. VAT EUR
1300539	Black	375,00	313,80

LIGHTING

*Table Lamps*

PORTABLE LAMPS



TORSO PORTABLE TABLE LAMP  
Designed by *Kroeyer-Saetter-Lassen*

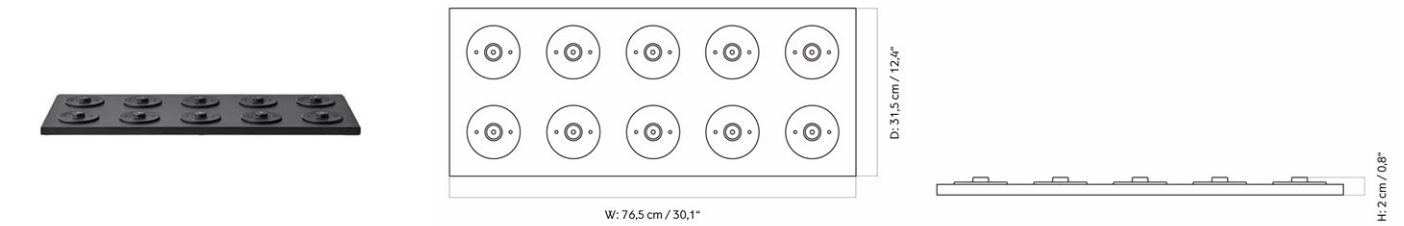


MASTER SKU	1290000PIM	CARE INSTRUCTIONS	Discover our product care guide for comprehensive care instructions.
COLLI	2	DESCRIPTION	<a href="#">Download</a> Find more information in the dedicated product fact sheet for this product.

STOCK OPTION

SKU	VARIANT	INCL. VAT EUR	EXCL. VAT EUR
1290539Y	Black	215,00	179,91
1290379Y	Ruby	215,00	179,91
1290659Y	Sand	215,00	179,91

CHARGING BOARD  
Designed by *Audo*

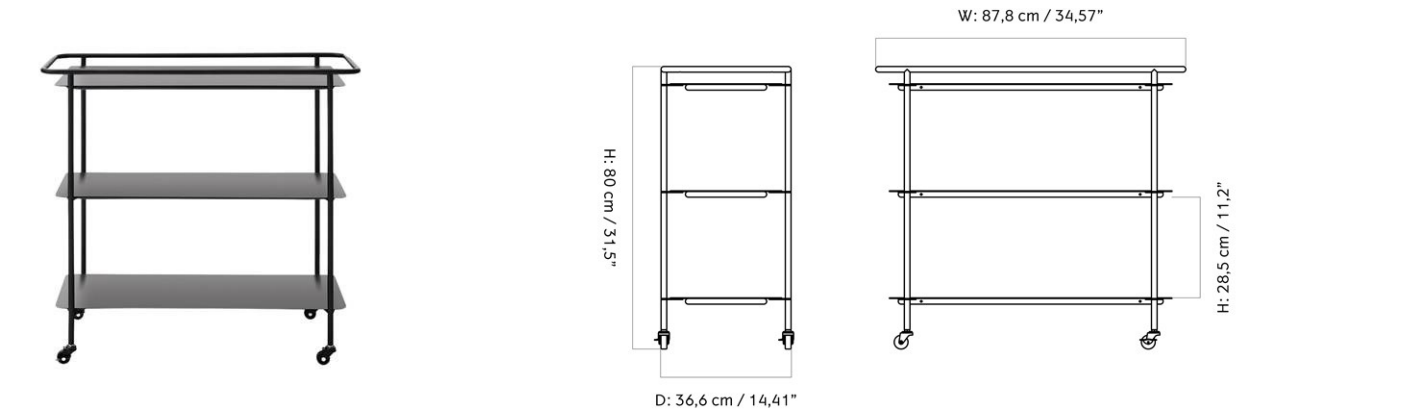


MASTER SKU	4865539PIM	CARE INSTRUCTIONS	Discover our product care guide for comprehensive care instructions.
COLLI	1		<a href="#">Download</a>
		DESCRIPTION	Find more information in the dedicated product fact sheet for this product.

STOCK OPTION

SKU	VARIANT	INCL. VAT EUR	EXCL. VAT EUR
4865539	10 Outlets	845,00	707,10

CHARGING TROLLEY  
Designed by *Audo*

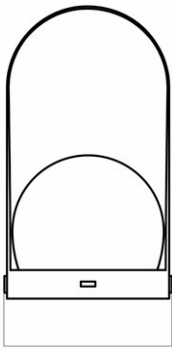


MASTER SKU	4866539PIM	CARE INSTRUCTIONS	Discover our product care guide for comprehensive care instructions.
COLLI	1	DESCRIPTION	<a href="#">Download</a> Find more information in the dedicated product fact sheet for this product.

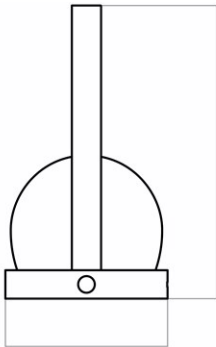
STOCK OPTION

SKU	VARIANT	INCL. VAT EUR	EXCL. VAT EUR
4866539	Trolley without Charging Boards	565,00	472,79

CARRIE TABLE LAMP  
Designed by *Norm Architects*



W: 15,3 cm / 6"



D: 13,5 cm / 5,3"

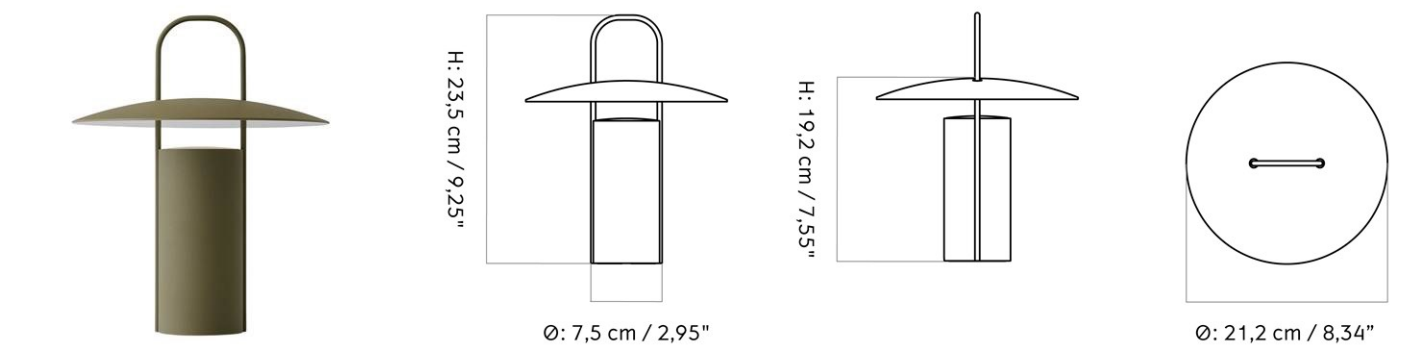
H: 24,5 cm / 9,6"

MASTER SKU	4863000PIM	CARE INSTRUCTIONS	Discover our product care guide for comprehensive care instructions. <a href="#">Download</a> Find more information in the dedicated product fact sheet for this product.
COLLI	1-2	DESCRIPTION	

STOCK OPTION

SKU	VARIANT	COLLI	INCL. VAT EUR	EXCL. VAT EUR
4864539	Black	2	215,00	179,91
4864859Y	Bronzed Brass	2	215,00	179,91
4864349	Burned Red	2	215,00	179,91
4864429	Olive	2	215,00	179,91
4864639	White	2	215,00	179,91
4863839	Brushed Brass	2	240,00	200,83

RAY TABLE LAMP  
Designed by *Daniel Schofield*

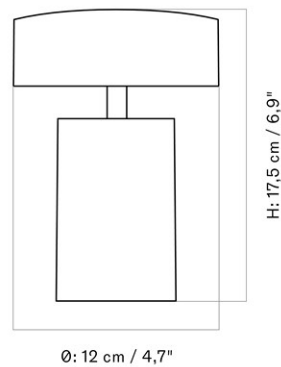


MASTER SKU	1890000PIM	CARE INSTRUCTIONS	Discover our product care guide for comprehensive care instructions.
COLLI	1	DESCRIPTION	<a href="#">Download</a> Find more information in the dedicated product fact sheet for this product.

STOCK OPTION

SKU	VARIANT	INCL. VAT EUR	EXCL. VAT EUR
1890539Y	Black	270,00	225,94
1890469Y	Dusty Green	270,00	225,94

COLUMN TABLE LAMP  
Designed by *Norm Architects*



MASTER SKU  
COLLI

1881000PIM  
2

CARE INSTRUCTIONS

Discover our product care guide for comprehensive care instructions.  
[Download](#)  
Find more information in the dedicated product fact sheet for this product.

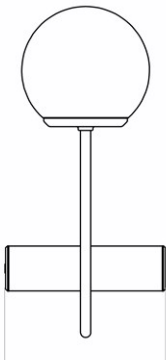
DESCRIPTION

STOCK OPTION

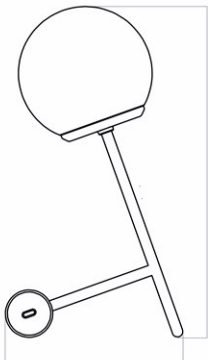
SKU	VARIANT		INCL. VAT EUR	EXCL. VAT EUR
1881039Y	Aluminum		200,00	167,36
1881869Y	Bronze		200,00	167,36



PHARE TABLE LAMP  
Designed by *Stanislaw Czarnocki*



W: 13 cm / 5,1"



D: 13,5 cm / 5,3"

H: 23 cm / 9,1"

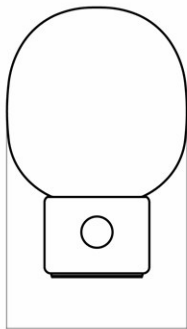
MASTER SKU	1755000PIM
COLLI	2
DIMENSIONS	H: 23, cm      W: 13, cm
	D: 13.5, cm

CARE INSTRUCTIONS	Discover our product care guide for comprehensive care instructions.
DESCRIPTION	<a href="#">Download</a> Find more information in the dedicated product fact sheet for this product.

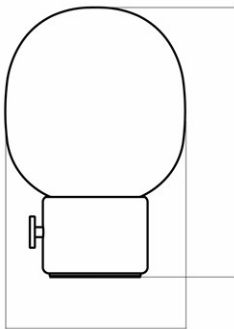
STOCK OPTION

SKU	VARIANT	INCL. VAT EUR	EXCL. VAT EUR
1755349	Burned Red	185,00	154,81

JWDA PORTABLE TABLE LAMP  
Designed by *Jonas Wagell*




W: 14,5 cm / 5,7"



D: 14,5 cm / 5,7"

H: 21,5 cm / 8,5"



MASTER SKU  
COLLI  
DIMENSIONS

1870000PIM  
2  
H: 29, cm      Ø: 17, cm

CARE INSTRUCTIONS

Discover our product care guide for comprehensive care instructions.

[Download](#)

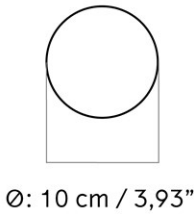
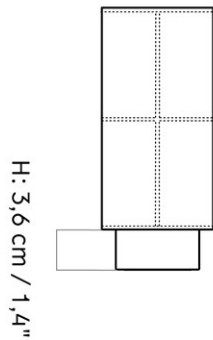
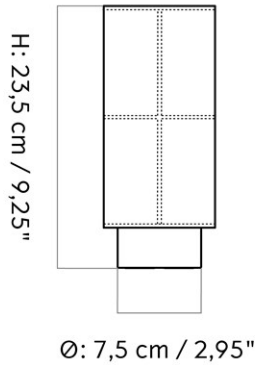
DESCRIPTION

Find more information in the dedicated product fact sheet for this product.

STOCK OPTION

SKU	VARIANT	INCL. VAT EUR	EXCL. VAT EUR
1870649Y	Alabaster White	200,00	167,36
1870539Y	Black	200,00	167,36
1870469Y	Dust Green	200,00	167,36

HASHIRA TABLE LAMP, PORTABLE, RAW  
Designed by *Norm Architects*



PRODUCTION TIME	9 WEEKS	CARE INSTRUCTIONS	Discover our product care guide for comprehensive care instructions. <a href="#">Download</a> Find more information in the dedicated product fact sheet for this product.
COLLI	1	DESCRIPTION	
DIMENSIONS	H: 25.5, cm    Ø: 10, cm		

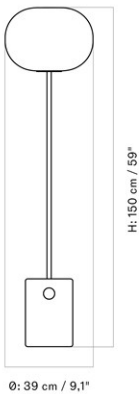
SKU	INCL. VAT EUR	EXCL. VAT EUR
1508699Y	190,00	158,99

LIGHTING

*Floor Lamps*

FLOOR LAMPS

JWDA FLOOR LAMP  
Designed by *Jonas Wagell*



MASTER SKU 1840000PIM  
COLLI 1  
DIMENSIONS H: 150, cm      Ø: 39, cm

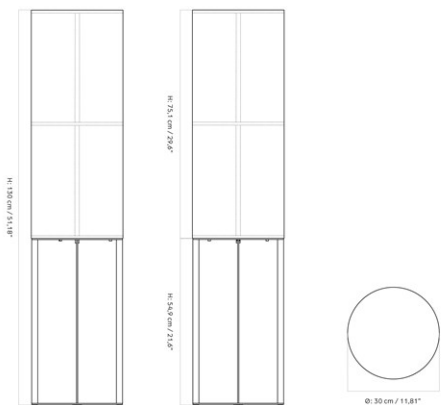
CARE INSTRUCTIONS  
Discover our product care guide for comprehensive care instructions.  
[Download](#)  
DESCRIPTION  
Find more information in the dedicated product fact sheet for this product.

STOCK OPTION

SKU	VARIANT	INCL. VAT EUR	EXCL. VAT EUR
1840639	Carrara Marble / Bronzed Brass	1.610,00	1.347,25
1840619	Travertine / Brushed Brass	1.610,00	1.347,25

HASHIRA FLOOR LAMP, H130 CM / 51"

Designed by *Norm Architects*



MASTER SKU 1507001PIM

COLLI 1

DIMENSIONS H: 130, cm      Ø: 30, cm

CARE INSTRUCTIONS

Discover our product care guide for comprehensive care instructions.

[Download](#)

Find more information in the dedicated product fact sheet for this product.

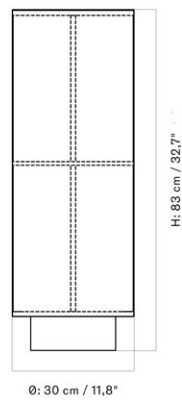
DESCRIPTION

STOCK OPTION

SKU	VARIANT	INCL. VAT EUR	EXCL. VAT EUR
1507699	Raw	870,00	728,02



HASHIRA FLOOR LAMP, H83 CM / 32.6"  
Designed by *Norm Architects*



MASTER SKU  
COLLI  
DIMENSIONS

1507000PIM  
1  
Ø: 30, cm

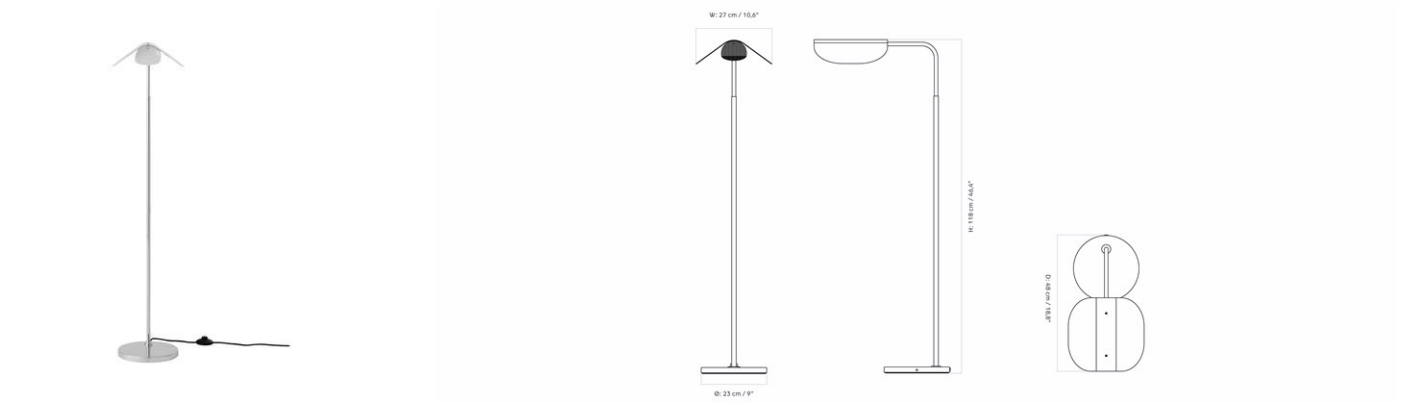
CARE INSTRUCTIONS  
  
DESCRIPTION

Discover our product care guide for comprehensive care instructions.  
[Download](#)  
Find more information in the dedicated product fact sheet for this product.

STOCK OPTION

SKU	VARIANT	INCL. VAT EUR	EXCL. VAT EUR
1501699	Raw	870,00	728,02

WING FLOOR LAMP  
Designed by *Bergboms*



MASTER SKU  
COLLI

1392000PIM  
1

CARE INSTRUCTIONS

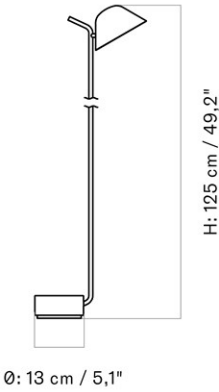
Discover our product care guide for comprehensive care instructions.  
[Download](#)  
Find more information in the dedicated product fact sheet for this product.

DESCRIPTION

STOCK OPTION

SKU	VARIANT	INCL. VAT EUR	EXCL. VAT EUR
1392109	Aluminum	1.205,00	1.008,34

PEEK FLOOR LAMP  
Designed by *Jonas Wagell*



MASTER SKU  
COLLI

1320000PIM  
2

CARE INSTRUCTIONS

Discover our product care guide for comprehensive care instructions.  
[Download](#)

DESCRIPTION

Find more information in the dedicated product fact sheet for this product.

STOCK OPTION

SKU	VARIANT	INCL. VAT EUR	EXCL. VAT EUR
1320639	White	525,00	439,32

LIGHTING

*Bulbs*

BULBS

G4 BULB FOR COLUMN PORTABLE, TORSO PORTABLE & JWDA PORTABLE.  
Designed by *Audo*



PRODUCTION TIME	9 WEEKS	CARE INSTRUCTIONS	Discover our product care guide for comprehensive care instructions. <a href="#">Download</a>	
COLLI	4	DESCRIPTION	Find more information in the dedicated product fact sheet for this product.	
SKU			INCL. VAT EUR	EXCL. VAT EUR
1800002			9,00	7,53

BULB E27, MATT, CE, 6 W, DIMMABLE  
Designed by *Audo*



PRODUCTION TIME	9 WEEKS	CARE INSTRUCTIONS	Discover our product care guide for comprehensive care instructions. <a href="#">Download</a>	
COLLI	4	DESCRIPTION	Find more information in the dedicated product fact sheet for this product.	
DIMENSIONS	Ø: 6, cm			
SKU			INCL. VAT EUR	EXCL. VAT EUR
2700639			42,00	35,15

E14 BULB FOR TORSO TABLE 37 (EU EDITION)  
Designed by *Audo*



PRODUCTION TIME	9 WEEKS	CARE INSTRUCTIONS	Discover our product care guide for comprehensive care instructions. <a href="#">Download</a>	
COLLI	4	DESCRIPTION	Find more information in the dedicated product fact sheet for this product.	
DIMENSIONS	Ø: 4.8, cm			
SKU			INCL. VAT EUR	EXCL. VAT EUR
2701639			35,00	29,29

GLOBE BULB, LED, 125, CLEAR, DTW, E27  
Designed by *Audo*



PRODUCTION TIME	7 WEEKS	CARE INSTRUCTIONS	Discover our product care guide for comprehensive care instructions. <a href="#">Download</a>	
COLLI	4	DESCRIPTION	Find more information in the dedicated product fact sheet for this product.	
DIMENSIONS	Ø: 12.5, cm			
SKU			INCL. VAT EUR	EXCL. VAT EUR
2611039			50,00	41,84



GLOBE BULB, LED, 95, CLEAR, DTW, E27  
Designed by *Audo*

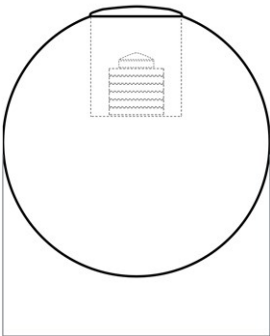


PRODUCTION TIME 13 WEEKS  
COLLI 4  
DIMENSIONS Ø: 9.5, cm

CARE INSTRUCTIONS Discover our product care guide for comprehensive care instructions.  
[Download](#)  
DESCRIPTION Find more information in the dedicated product fact sheet for this product.

SKU	INCL. VAT EUR	EXCL. VAT EUR
2610039	45,00	37,66

TR BULB, MATT OPAL  
Designed by *Tim Rundle*



Ø: 20 cm / 7,9"

PRODUCTION TIME 9 WEEKS  
COLLI 2  
DIMENSIONS Ø: 20, cm

CARE INSTRUCTIONS Discover our product care guide for comprehensive care instructions.  
[Download](#)  
DESCRIPTION Find more information in the dedicated product fact sheet for this product.


SKU	INCL. VAT EUR	EXCL. VAT EUR
1470639	105,00	87,86

LIGHTING

*Ceiling Lamps*

PENDANTS

TUBULAIRE PENDANT LAMP, H24  
Designed by *Kroeyer-Saetter-Lassen*




PRODUCTION TIME 7 WEEKS  
COLLI 1  
DIMENSIONS H: 24, cm Ø: 5.6, cm

CARE INSTRUCTIONS  
DISCOVER OUR PRODUCT CARE GUIDE FOR COMPREHENSIVE CARE INSTRUCTIONS.  
[Download](#)  
DESCRIPTION  
FIND MORE INFORMATION IN THE DEDICATED PRODUCT FACT SHEET FOR THIS PRODUCT.

SKU	INCL. VAT EUR	EXCL. VAT EUR
1780829	168,00	140,58

TUBULAIRE PENDANT LAMP, H48  
Designed by *Kroeyer-Saetter-Lassen*



PRODUCTION TIME 7 WEEKS  
COLLI 1  
DIMENSIONS H: 48, cm Ø: 5.6, cm

CARE INSTRUCTIONS  
DISCOVER OUR PRODUCT CARE GUIDE FOR COMPREHENSIVE CARE INSTRUCTIONS.  
[Download](#)  
DESCRIPTION  
FIND MORE INFORMATION IN THE DEDICATED PRODUCT FACT SHEET FOR THIS PRODUCT.

SKU	INCL. VAT EUR	EXCL. VAT EUR
1781829	238,00	199,16

TUBULAIRE RAIL PENDANT, 3  
Designed by *Kroeyer-Saetter-Lassen*




PRODUCTION TIME 7 WEEKS  
COLLI 1  
DIMENSIONS H: 212, cm W: 130, cm  
D: 6.4, cm

CARE INSTRUCTIONS  
Discover our product care guide for comprehensive care instructions.  
[Download](#)  
DESCRIPTION  
Find more information in the dedicated product fact sheet for this product.

SKU	INCL. VAT EUR	EXCL. VAT EUR
1782829	920,00	769,86

TUBULAIRE RAIL PENDANT, 5  
Designed by *Kroeyer-Saetter-Lassen*

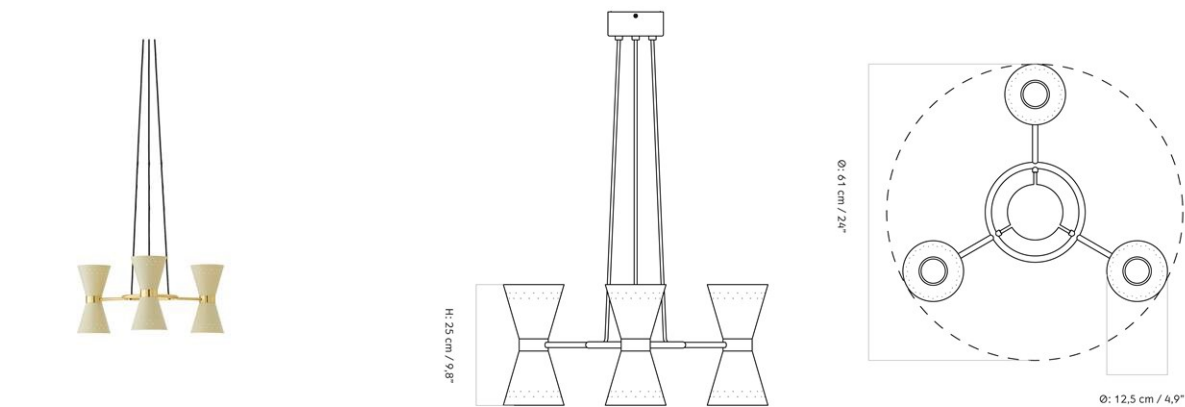


PRODUCTION TIME 7 WEEKS  
COLLI 1  
DIMENSIONS H: 198.5, cm W: 130, cm  
D: 6.4, cm

CARE INSTRUCTIONS  
Discover our product care guide for comprehensive care instructions.  
[Download](#)  
DESCRIPTION  
Find more information in the dedicated product fact sheet for this product.

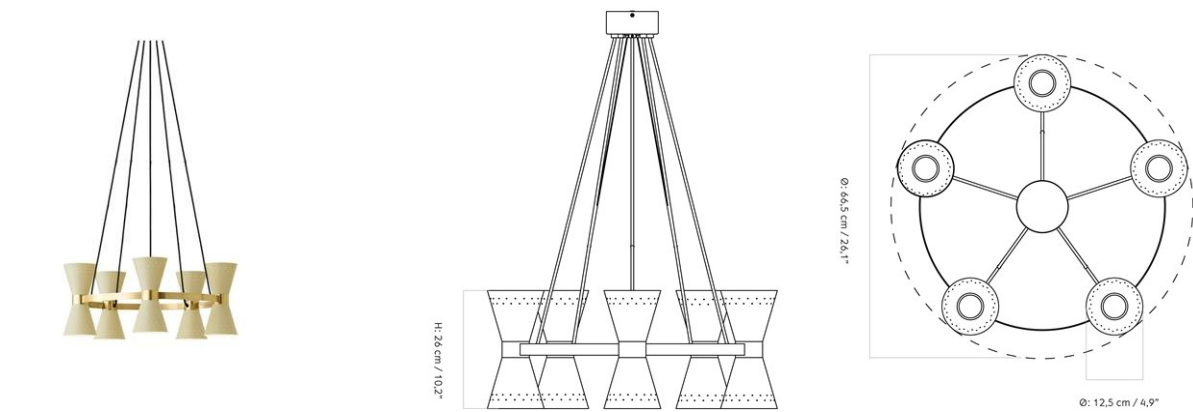
SKU	INCL. VAT EUR	EXCL. VAT EUR
1783829	1.030,00	861,90

COLLECTOR, CHANDELIER, 3  
Designed by *Bergboms*




PRODUCTION TIME	9 WEEKS	CARE INSTRUCTIONS	Discover our product care guide for comprehensive care instructions. <a href="#">Download</a>	
COLLI	1			
DIMENSIONS	H: 25, cm	Ø: 61, cm		
SKU			INCL. VAT EUR	EXCL. VAT EUR
1394649			1.610,00	1.347,25

COLLECTOR, CHANDELIER, 5  
Designed by *Bergboms*



PRODUCTION TIME	9 WEEKS	CARE INSTRUCTIONS	Discover our product care guide for comprehensive care instructions. <a href="#">Download</a>	
COLLI	1			
DIMENSIONS	H: 26, cm	Ø: 66,5, cm		
SKU			INCL. VAT EUR	EXCL. VAT EUR
1393649			2.415,00	2.020,87

TUBULAIRE PENDANT 3  
Designed by *Kroeyer-Saetter-Lassen*



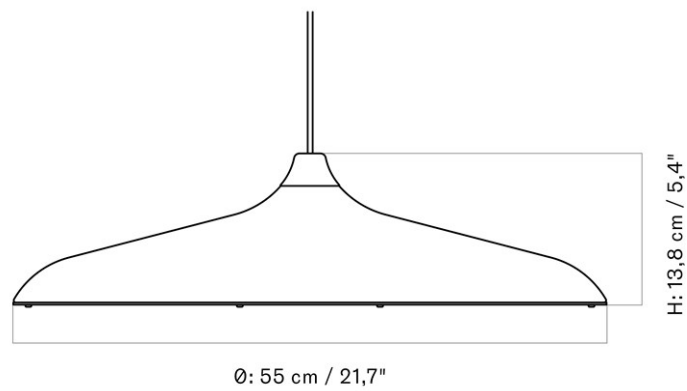
MASTER SKU	1787829PIM
COLLI	1
DIMENSIONS	H: 232.5, cm    W: 20, cm
	D: 20, cm

CARE INSTRUCTIONS	Discover our product care guide for comprehensive care instructions.
	<a href="#">Download</a>
DESCRIPTION	Find more information in the dedicated product fact sheet for this product.

STOCK OPTION

SKU	VARIANT	INCL. VAT EUR	EXCL. VAT EUR
1787829	Anodized Bronzed - NEW	665,00	556,47

CIRCULAR PENDANT  
Designed by *StudioWM*



MASTER SKU                      1680000PIM  
COLLI                                2

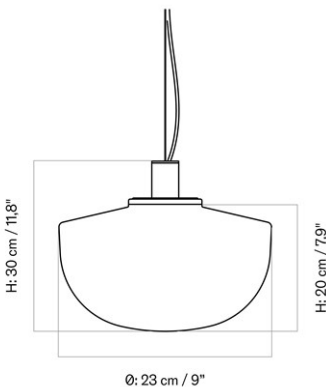
CARE INSTRUCTIONS                      Discover our product care guide for  
comprehensive care instructions.  
[Download](#)  
DESCRIPTION                      Find more information in the dedicated  
product fact sheet for this product.

STOCK OPTION

SKU	VARIANT	INCL. VAT EUR	EXCL. VAT EUR
1680539	Black	695,00	581,58



BANK PENDANT  
Designed by *Norm Architects*



MASTER SKU  
COLLI

1860000PIM  
2

CARE INSTRUCTIONS

Discover our product care guide for comprehensive care instructions.  
[Download](#)

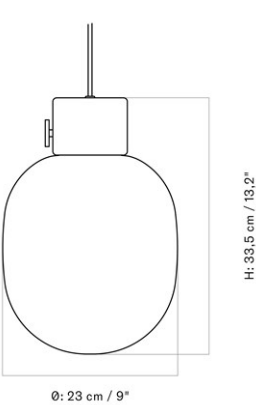
DESCRIPTION

Find more information in the dedicated product fact sheet for this product.

STOCK OPTION

SKU	VARIANT	INCL. VAT EUR	EXCL. VAT EUR
1860629	Opal	510,00	426,77

JWDA PENDANT  
Designed by *Jonas Wagell*



MASTER SKU  
COLLI

1820000PIM  
2

CARE INSTRUCTIONS

Discover our product care guide for comprehensive care instructions.  
[Download](#)

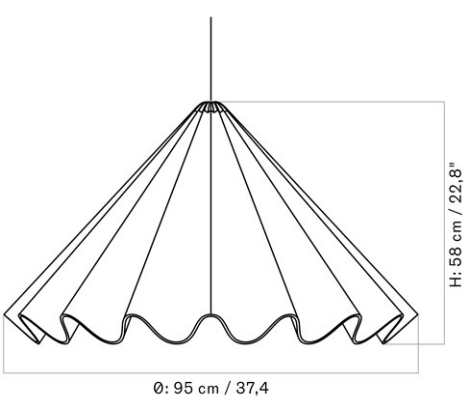
DESCRIPTION

Find more information in the dedicated product fact sheet for this product.

STOCK OPTION

SKU	VARIANT	INCL. VAT EUR	EXCL. VAT EUR
1820839	Polished Brass	350,00	292,88

DANCING PENDANT  
Designed by *Iskos-Berlin*



MASTER SKU  
COLLI

1600000PIM  
1

CARE INSTRUCTIONS

Discover our product care guide for comprehensive care instructions.  
[Download](#)

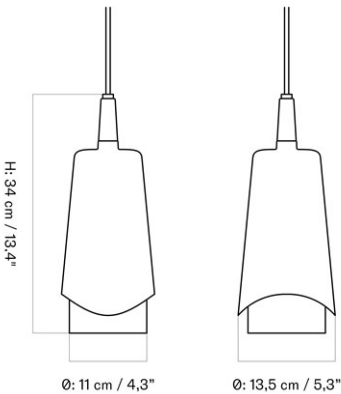
DESCRIPTION

Find more information in the dedicated product fact sheet for this product.

STOCK OPTION

SKU	VARIANT	INCL. VAT EUR	EXCL. VAT EUR
1600659	Off White	985,00	824,25

UMANOFF PENDANT  
Designed by *Arthur Umanoff Design*



MASTER SKU  
COLLI

1570000PIM  
2

CARE INSTRUCTIONS

Discover our product care guide for comprehensive care instructions.  
[Download](#)

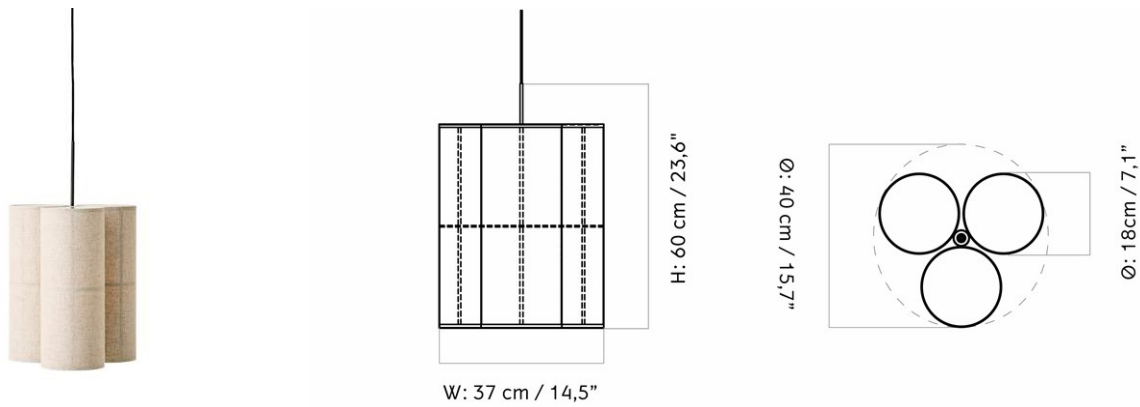
DESCRIPTION

Find more information in the dedicated product fact sheet for this product.

STOCK OPTION

SKU	VARIANT	INCL. VAT EUR	EXCL. VAT EUR
1570839	Brass/Walnut	430,00	359,82

HASHIRA PENDANT, CLUSTER, Ø30 CM / 12"  
Designed by *Norm Architects*



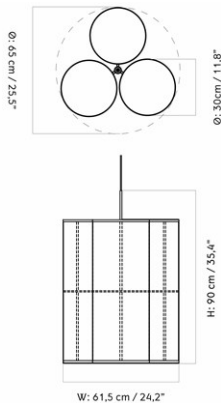
MASTER SKU	1510010PIM	CARE INSTRUCTIONS	Discover our product care guide for comprehensive care instructions. <a href="#">Download</a> Find more information in the dedicated product fact sheet for this product.
COLLI	1	DESCRIPTION	

STOCK OPTION

SKU	VARIANT	INCL. VAT EUR	EXCL. VAT EUR
1504699	Raw	805,00	673,62

HASHIRA PENDANT, CLUSTER, Ø65 CM / 25.5"

Designed by *Norm Architects*



MASTER SKU  
COLLI

1510000PIM  
1-2

CARE INSTRUCTIONS

Discover our product care guide for comprehensive care instructions.  
[Download](#)

DESCRIPTION

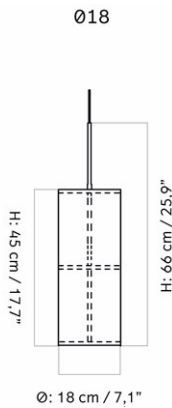
Find more information in the dedicated product fact sheet for this product.

STOCK OPTION

SKU	VARIANT	COLLI	INCL. VAT EUR	EXCL. VAT EUR
1505699	Raw	1	2.175,00	1.820,04

HASHIRA PENDANT, SINGLE, Ø18 CM / 7"

Designed by *Norm Architects*



MASTER SKU  
COLLI

1510030PIM  
1-2

CARE INSTRUCTIONS

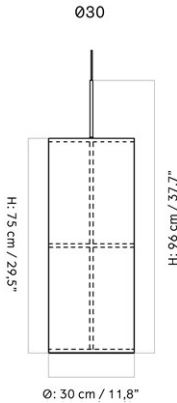
Discover our product care guide for comprehensive care instructions.  
[Download](#)  
Find more information in the dedicated product fact sheet for this product.

DESCRIPTION

STOCK OPTION

SKU	VARIANT	COLLI	INCL. VAT EUR	EXCL. VAT EUR
1502699	Raw	2	375,00	313,80

HASHIRA PENDANT, SINGLE, Ø30 CM / 12"  
Designed by *Norm Architects*



MASTER SKU  
COLLI

1510020PIM  
1-2

CARE INSTRUCTIONS

Discover our product care guide for comprehensive care instructions.  
[Download](#)  
Find more information in the dedicated product fact sheet for this product.

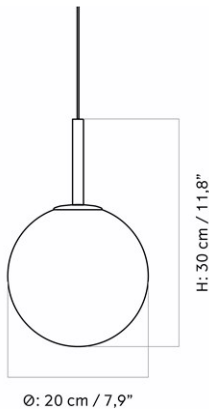
DESCRIPTION

STOCK OPTION

SKU	VARIANT	COLLI	INCL. VAT EUR	EXCL. VAT EUR
1503059	White	2	765,00	640,15
1503699	Raw	2	805,00	673,62



TR BULB PENDANT  
Designed by *Tim Rundle*



MASTER SKU  
COLLI

1490000PIM  
1

CARE INSTRUCTIONS

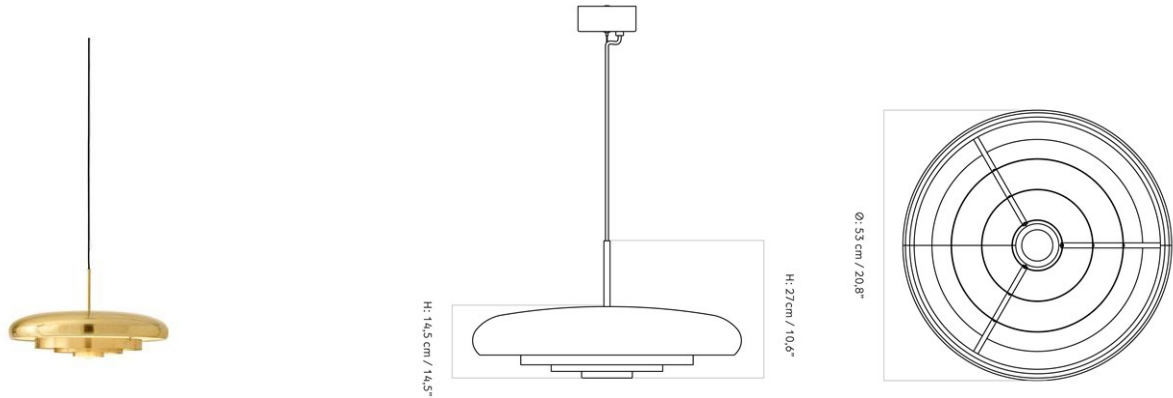
Discover our product care guide for comprehensive care instructions.  
[Download](#)  
Find more information in the dedicated product fact sheet for this product.

DESCRIPTION

STOCK OPTION

SKU	VARIANT	INCL. VAT EUR	EXCL. VAT EUR
1493639	Matt Bulb - H22 cm - Black	245,00	205,02
1493939	Matt Bulb - H22 cm - Brushed Brass	285,00	238,49

RESONANT PENDANT  
Designed by *Bergboms*



MASTER SKU  
COLLI

1390000PIM  
1

CARE INSTRUCTIONS

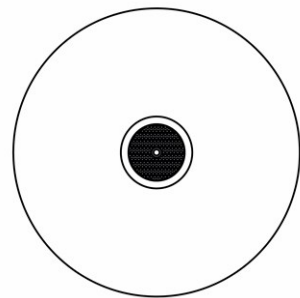
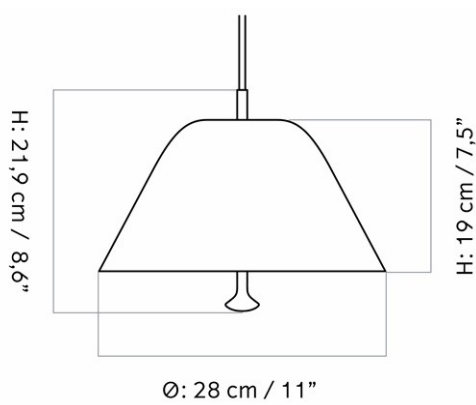
Discover our product care guide for comprehensive care instructions.  
[Download](#)  
Find more information in the dedicated product fact sheet for this product.

DESCRIPTION

STOCK OPTION

SKU	VARIANT	INCL. VAT EUR	EXCL. VAT EUR
1390829	Brass	2.550,00	2.133,84

LEVITATE PENDANT, Ø28 CM  
Designed by *Afteroom*



MASTER SKU  
COLLI

1370000PIM  
1

CARE INSTRUCTIONS

Discover our product care guide for comprehensive care instructions.  
[Download](#)

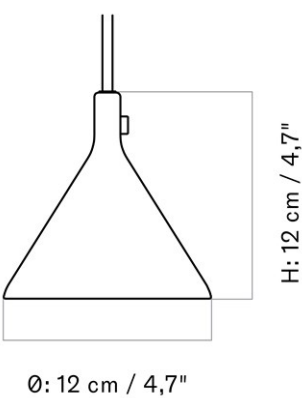
DESCRIPTION

Find more information in the dedicated product fact sheet for this product.

STOCK OPTION

SKU	VARIANT	INCL. VAT EUR	EXCL. VAT EUR
1370539	Ø28 cm - Black	360,00	301,25
1371539	Ø40 cm - Black	535,00	447,69
1371469	Ø40 cm - Sage Green	535,00	447,69

CAST PENDANT  
Designed by *Thomas Chung & Jordan Murphy*



MASTER SKU  
COLLI

1210000PIM  
2-4

CARE INSTRUCTIONS

Discover our product care guide for comprehensive care instructions.  
[Download](#)

DESCRIPTION

Find more information in the dedicated product fact sheet for this product.

STOCK OPTION

SKU	VARIANT	COLLI	INCL. VAT EUR	EXCL. VAT EUR
1211539	Shape 1 - Black	4	170,00	142,26

LIGHTING

*Ceiling Lamps*

CHANDELIERS

TUBULAIRE CHANDELIER, 20  
Designed by *Kroeyer-Saetter-Lassen*

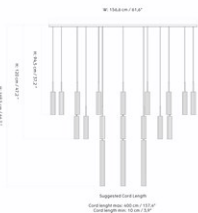


PRODUCTION TIME 7 WEEKS  
COLLI 1

CARE INSTRUCTIONS  
Discover our product care guide for comprehensive care instructions.  
[Download](#)  
DESCRIPTION  
Find more information in the dedicated product fact sheet for this product.

SKU	INCL. VAT EUR	EXCL. VAT EUR
1785829	4.785,00	4.004,09

TUBULAIRE CHANDELIER, 38  
Designed by *Kroeyer-Saetter-Lassen*





PRODUCTION TIME 7 WEEKS  
COLLI 1

CARE INSTRUCTIONS  
Discover our product care guide for comprehensive care instructions.  
[Download](#)  
DESCRIPTION  
Find more information in the dedicated product fact sheet for this product.

SKU	INCL. VAT EUR	EXCL. VAT EUR
1786829	8.470,00	7.087,70

TUBULAIRE CHANDELIER, 6  
Designed by *Kroeyer-Saetter-Lassen*



PRODUCTION TIME  
COLLI

7 WEEKS  
1

CARE INSTRUCTIONS

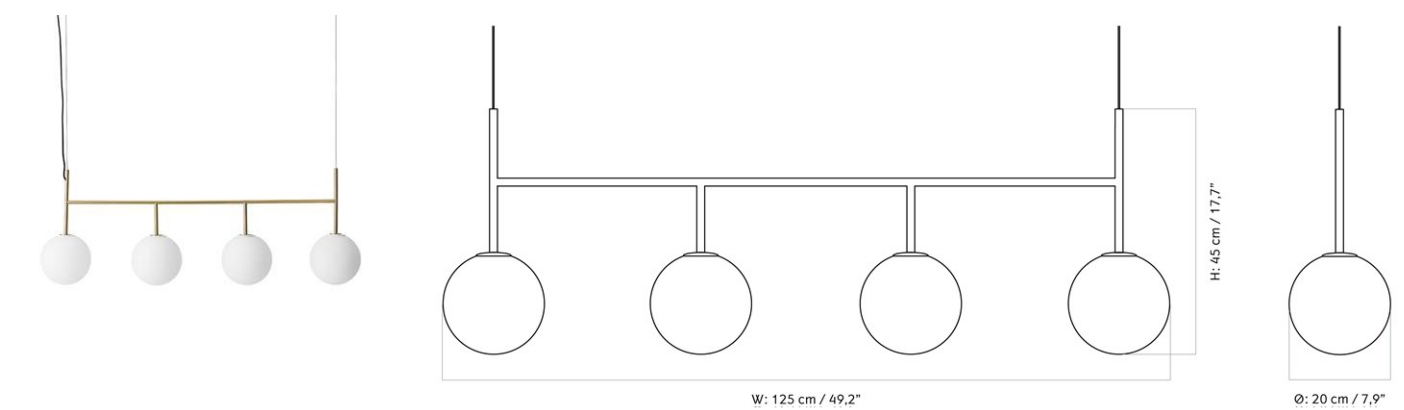
Discover our product care guide for comprehensive care instructions.  
[Download](#)

DESCRIPTION

Find more information in the dedicated product fact sheet for this product.

SKU	INCL. VAT EUR	EXCL. VAT EUR
1784829	1.875,00	1.569,00

TR BULB SUSPENSION FRAME  
Designed by *Tim Rundle*



MASTER SKU	1485000PIM	CARE INSTRUCTIONS	Discover our product care guide for comprehensive care instructions.
COLLI	1	DESCRIPTION	<a href="#">Download</a> Find more information in the dedicated product fact sheet for this product.

STOCK OPTION

SKU	VARIANT	INCL. VAT EUR	EXCL. VAT EUR
1495639	Matt Bulb	860,00	719,65



MISC

*Swatches*


SURFACE

ALUMINIUM  
Designed by *Audo*



MASTER SKU	1200-12PIM	CARE INSTRUCTIONS	Discover our product care guide for comprehensive care instructions. <a href="#">Download</a>	
		SWATCH OVERVIEW	Click here to view. <a href="#">Download</a>	

STOCK OPTION



SKU		VARIANT		INCL. VAT EUR	EXCL. VAT EUR
1200-12		Polished Aluminum		4,00	3,35

BRASS  
Designed by *Audo*



MASTER SKU	1200-33PIM	CARE INSTRUCTIONS	Discover our product care guide for comprehensive care instructions. <a href="#">Download</a>
		SWATCH OVERVIEW	<a href="#">Click here to view.</a> <a href="#">Download</a>

STOCK OPTION

SKU		VARIANT	INCL. VAT EUR	EXCL. VAT EUR
1200-34		Brushed Brass	4,00	3,35
1200-33		Polished Brass	4,00	3,35

CHROME  
Designed by *Audo*



MASTER SKU	1200-09PIM	CARE INSTRUCTIONS	Discover our product care guide for comprehensive care instructions. <a href="#">Download</a>
		SWATCH OVERVIEW	Click here to view. <a href="#">Download</a>

STOCK OPTION

SKU	VARIANT	INCL. VAT EUR	EXCL. VAT EUR
1200-9	Chrome	4,00	3,35

GLASS  
Designed by *Audo*



MASTER SKU	1200-15PIM	CARE INSTRUCTIONS	Discover our product care guide for comprehensive care instructions. <a href="#">Download</a>
		SWATCH OVERVIEW	<a href="#">Click here to view.</a> <a href="#">Download</a>

STOCK OPTION

SKU	VARIANT		INCL. VAT EUR	EXCL. VAT EUR
1200-17	Beige		4,00	3,35
1200-16		Dark Brown	4,00	3,35
1200-15		Dark Green	4,00	3,35

LAMINATE  
Designed by *Audo*



MASTER SKU

1200-67PIM



CARE INSTRUCTIONS

Discover our product care guide for comprehensive care instructions.  
[Download](#)

SWATCH OVERVIEW

Click here to view.  
[Download](#)

STOCK OPTION

SKU		VARIANT	INCL. VAT EUR	EXCL. VAT EUR
1200-67		Black Glossy	4,00	3,35
1200-69		Burgundy	4,00	3,35
1200-68		Fog Glossy	4,00	3,35

LINOLEUM  
Designed by *Audo*





MASTER SKU                      1200-24PIM

CARE INSTRUCTIONS

Discover our product care guide for comprehensive care instructions.  
[Download](#)  
Click here to view.  
[Download](#)

SWATCH OVERVIEW

STOCK OPTION







SKU		VARIANT	INCL. VAT EUR	EXCL. VAT EUR
1200-24		Charcoal	4,00	3,35
1200-25		Mushroom	4,00	3,35

PLASTIC  
Designed by *Audo*



MASTER SKU	1196-01PIM	CARE INSTRUCTIONS	Discover our product care guide for comprehensive care instructions. <a href="#">Download</a>
		SWATCH OVERVIEW	<a href="#">Click here to view.</a> <a href="#">Download</a>

STOCK OPTION

SKU		VARIANT	INCL. VAT EUR	EXCL. VAT EUR
1196-1		Black	4,00	3,35
1196-3		Burned Red	4,00	3,35
1196-4		Khaki	4,00	3,35
1196-5		Light Grey	4,00	3,35
1196-6		Olive	4,00	3,35
1196-2		White	4,00	3,35



POWDER COATING  
Designed by *Audo*



MASTER SKU

1200-02PIM

CARE INSTRUCTIONS

Discover our product care guide for comprehensive care instructions.  
[Download](#)

SWATCH OVERVIEW

Click here to view.  
[Download](#)

STOCK OPTION

SKU		VARIANT	INCL. VAT EUR	EXCL. VAT EUR
1200-3		Black, RAL 9005, Gloss 20	4,00	3,35
1200-2		Black, Ral 9005, Gloss 5-10	4,00	3,35
1200-62		Creme, Gloss 15 - NEW	4,00	3,35
1200-8		Ivory, NCS S 1002-Y50R, Gloss 5-10	4,00	3,35

RUGS  
Designed by *Audo*



MASTER SKU	5850100PIM	CARE INSTRUCTIONS	Discover our product care guide for comprehensive care instructions. <a href="#">Download</a>
		SWATCH OVERVIEW	<a href="#">Click here to view.</a> <a href="#">Download</a>

STOCK OPTION

SKU		VARIANT	INCL. VAT EUR	EXCL. VAT EUR
5850130P		Gravel Rug - 15 x 15 cm - Grey	4,00	3,35
5850640P		Gravel Rug - 15 x 15 cm - Ivory	4,00	3,35
5855049P		Houkime Rug - 6 x 6 cm - Beige	4,00	3,35

SOLID WOOD  
Designed by *Audo*



MASTER SKU	1200-79PIM	CARE INSTRUCTIONS	Discover our product care guide for comprehensive care instructions. <a href="#">Download</a>
		SWATCH OVERVIEW	<a href="#">Click here to view.</a> <a href="#">Download</a>

STOCK OPTION

SKU		VARIANT	INCL. VAT EUR	EXCL. VAT EUR
1200-92		Black Painted Oak	4,00	3,35
1200-93		Black Stained Beech	4,00	3,35
1200-91		Black Stained Oak	4,00	3,35
1200-86		Dark Stained Oak	4,00	3,35
1200-90		Oak, Black Stained, Oil	4,00	3,35
1200-85		Oak, Brown, Oil	4,00	3,35
1200-87		Oak, Dark Stained, Lacquer	4,00	3,35
1200-88		Oak, Dark, Oil	4,00	3,35
1200-84		Oak, Glossy Lacquer	4,00	3,35
1200-82		Oak, Lacquer	4,00	3,35
1200-81		Oak, Oil	4,00	3,35
1200-79		Oak, Soap	4,00	3,35
1200-97		Walnut, Lacquer	4,00	3,35
1200-95		Walnut, Oiled	4,00	3,35

STONE / MARBLE  
Designed by *Audo*



MASTER SKU	1200-61PIM	CARE INSTRUCTIONS	Discover our product care guide for comprehensive care instructions. <a href="#">Download</a>
		SWATCH OVERVIEW	<a href="#">Click here to view.</a> <a href="#">Download</a>

STOCK OPTION





SKU		VARIANT	INCL. VAT EUR	EXCL. VAT EUR
1200-52		Calcatta Viola	4,00	3,35
1200-47		Carrara	4,00	3,35
1200-50		Crystal Rose	4,00	3,35
1200-59		Emperador	4,00	3,35
1200-49		Estremoz	4,00	3,35
1200-48		Grey Kendzo	4,00	3,35
1200-53		Kunis Breccia Stone	4,00	3,35
1200-46		Marquina	4,00	3,35
1200-61		Travertine - NEW	4,00	3,35

VENEER & MDF  
 Designed by *Audo*



MASTER SKU	1200-70PIM	CARE INSTRUCTIONS	Discover our product care guide for comprehensive care instructions. <a href="#">Download</a>
		SWATCH OVERVIEW	<a href="#">Click here to view.</a> <a href="#">Download</a>

STOCK OPTION

SKU		VARIANT	INCL. VAT EUR	EXCL. VAT EUR
1200-76		Oak, Black, PU Lacquer - NEW	4,00	3,35
1200-78		Oak, Dark Stained, Lacquer - NEW	4,00	3,35
1200-73		Oak, Lacquer - NEW	4,00	3,35
1200-72		Oak, Oil - NEW	4,00	3,35
1200-74		Oak, Red Stained, Lacquer - NEW	4,00	3,35
1200-71		Walnut, Lacquer - NEW	4,00	3,35
1200-70		Walnut, Oil - NEW	4,00	3,35

# ADDENDUM

# LEAD TIMES

This page provides an overview of Audo’s five product categories, production and lead times, as well as a short description of each and what you can expect. Lead times denote our commitment to ensuring that your order is expedited in a timely manner, allowing you to factor the cycle into your deadlines.

Each Audo SKU is offered with a series of assets that help you to market our products and include product imagery, POS material and social media content. Furthermore, we are committed to upholding compliancy where relevant and providing service support throughout.

PRODUCT CATEGORY	DESCRIPTION	PRODUCTION TIME
STOCK ITEMS	Items which are in stock and ready to be shipped within 48 hours of order confirmation.	24 - 48 hours
QUICK SHIP (QS)	Fast track items in predefined combinations	2 - 4 weeks
RECOMMENDED COMBINATIONS (RC)	Predefined products combinations.	5 - 6 weeks
SPEC	Combinations outside QS and RC categories.	5 - 6 weeks
COM	Bespoke upholstery.	2 - 6 weeks from when COM is delivered to the production site

DALI COMPATIBILITY

Digital Addressable Lighting Interface (DALI) is a dedicated open protocol for digital lighting control that enables the easy installation of robust, scalable and flexible lighting networks. Audo’s lighting collection is divided into three categories:

DALI incompatible

Lighting with drivers or dimmers that cannot communicate with DALI.

To use with DALI they must be heavily modified or custom produced (SOR when possible).

DALI with converter

Lighting without drivers or electronics can be used with a DALI converter and dimmer. These components are standard in DALI and authorised electricians will select the best combination of components for a specific DALI system.

Based on test results, we suggest one driver/ converter set per lamp to avoid a significant drop in voltage when connected in groups.

DALI compatible

Lighting with drivers or dimmers that can be connected directly to DALI, without the need for converters/drivers.

	DALI INCOMPATIBLE	DALI WITH CONVERTER	DALI COMPATIBLE
PENDANTS			
BANK PENDANT		•	
CAST PENDANT		•	
CIRCULAR PENDANT	•		
COLLECTOR CHANDELIER 3 / 5		•	
DANCING PENDANT		•	
HASHIRA PENDANT / CLUSTER		•	
JWDA PENDANT	•		
LEVITATE PENDANT 28/40		•	
RESONANT PENDANT		•	
TR BULB PENDANT / FRAME		•	
TUBULAIRE PENDANT		•	
UMANOFF PENDANT		•	
WALL LAMPS			
CAST SCONCE WALL WITH DIFFUSER	•		
COLLECTOR WALL		•	
HASHIRA WALL	•		
TR BULB CEILING/WALL		•	
TABLE LAMPS			
HASHIRA TABLE	•		
JWDA TABLE/MARBLE	•		
PEEK TABLE	•		
REVERSE TABLE	•		
TORSO TABLE 37 / 57	•		
TR BULB TABLE / TABLE-WALL (WITH CORD)	•		
TR BULB TABLE / TABLE-WALL (HARDWIRED)		•	
WING TABLE		•	
FLOOR LAMPS			
HASHIRA FLOOR	•		
HASHIRA FLOOR, HIGH	•		
JWDA FLOOR	•		
PEEK FLOOR		•	
WING FLOOR		•	
PORTABLE LAMPS			
ALL	•		



LIGHTING TECHNICAL SPECIFICATION  
OVERVIEW

	CORD			ON / OFF DIMMER		CYLINDRICAL CANOPY			PLASTIC CANOPY		
	LENGHT	COLOR	MATERIAL	TYPE	POSITION	HEIGHT	DIAMETER	FINISH	HEIGHT	DIAMETER	FINISH
PENDANTS											
BANK PENDANT	400	BLACK	PVC	—	—	—	—	—	3,8	11,5	BLACK
CAST PENDANT	400	BLACK	PVC	—	—	—	—	—	3,8	11,5	BLACK
CIRCULAR PENDANT	500	BLACK	TEXTILE	BLUETOOTH APP	—	5,5	12	BLACK	—	—	—
COLLECTOR CHANDELIER 3 / 5	400	BLACK	TEXTILE	—	—	5	11,5	BRASS	—	—	—
DANCING PENDANT	300	WHITE	TEXTILE	—	—	—	—	—	3,8	11,5	WHITE
HASHIRA PENDANT / CLUSTER	500	BLACK	TEXTILE	—	—	—	—	—	3,8	11,5	BLACK
JWDA PENDANT	400	BLACK	PVC	ROTARY	BASE	—	—	—	3,8	11,5	BLACK
LEVITATE PENDANT 28/40	400	BLACK	PVC	—	—	—	—	—	3,8	11,5	BLACK
RESONANT PENDANT	400	BLACK	TEXTILE	—	—	5	11,5	BRASS	—	—	—
TR BULB PENDANT	300	BLACK	TEXTILE	—	—	—	—	—	3,8	11,5	BLACK
TR BULB FRAME	300	BLACK	TEXTILE	—	—	2,5	12	BLACK / BRASS	3,8	11,5	BLACK
TUBULAIRE PENDANT	400	BLACK	TEXTILE	—	—	—	—	—	3,8	11,5	BLACK
UMANOFF PENDANT	400	BLACK	TEXTILE	—	—	—	—	—	3,8	11,5	BLACK
WALL LAMPS											
CAST SCONCE WALL WITH DIFFUSER	200	BLACK	PVC	ROTARY	ON THE CORD	—	—	—	—	—	—
COLLECTOR WALL	200	WHITE	PVC	SWITCH	ON THE BODY	—	—	—	—	—	—
HASHIRA WALL	200	BLACK	PVC	ROTARY	ON THE CORD	—	—	—	—	—	—
TABLE LAMPS											
HASHIRA TABLE	200	BLACK	TEXTILE	PUSH	ON THE CORD	—	—	—	—	—	—
JWDA TABLE	200	BLACK	TEXTILE	ROTARY	ON THE BASE	—	—	—	—	—	—
JWDA TABLE MARBLE	200	WHITE	TEXTILE	ROTARY	ON THE BASE	—	—	—	—	—	—
PEEK TABLE BLACK	200	BLACK	PVC	3 STEP TOUCH	ON TOP	—	—	—	—	—	—
PEEK TABLE WHITE	200	WHITE	PVC	3 STEP TOUCH	ON TOP	—	—	—	—	—	—
REVERSE TABLE	200	BLACK	PVC	ROTARY	ON TOP	—	—	—	—	—	—
TORSO TABLE 37 / 57	200	BLACK	TEXTILE	3 STEP TOUCH	ON TOP	—	—	—	—	—	—
TR BULB TABLE / TABLE-WALL (WITH CORD)	200	BLACK	TEXTILE	ROTARY	ON THE CORD	—	—	—	—	—	—
WING TABLE	200	BLACK	TEXTILE	SWITCH	ON THE CORD	—	—	—	—	—	—
FLOOR LAMPS											
HASHIRA FLOOR	200	BLACK	TEXTILE	SLIDE	ON THE CORD	—	—	—	—	—	—
HASHIRA FLOOR, HIGH	220	BLACK	TEXTILE	SLIDE	ON THE CORD	—	—	—	—	—	—
JWDA FLOOR	200	BLACK	TEXTILE	ROTARY	ON THE BASE	—	—	—	—	—	—
PEEK FLOOR BLACK	200	BLACK	PVC	3 STEP TOUCH	ON TOP	—	—	—	—	—	—
PEEK FLOOR WHITE	200	WHITE	PVC	3 STEP TOUCH	ON TOP	—	—	—	—	—	—
WING FLOOR	200	BLACK	TEXTILE	SWITCH	ON THE CORD	—	—	—	—	—	—

RECOMMENDED AUDIO BULBS  
EUROPE

EUROPE	1210000 G9,dim., 1,5W	1220000 G9,dim., 2,5W	1800000 G9,dim., 3,5W	1800002 G4,dim., 1,5W	2701639 E14,dim., 4W	2700639 E27,dim., 6W	1840001 E27,dim., 8W
PENDANTS							
BANK PENDANT						●	○
CAST PENDANT	○	●					
COLLECTOR CHANDELIER 3 / 5						●	
DANCING PENDANT						●	
HASHIRA PENDANT / CLUSTER			●				
JWDA PENDANT							
LEVITATE PENDANT 28					●		
LEVITATE PENDANT 40						●	
RESONANT PENDANT						●	○
UMANOFF PENDANT						●	○
WALL LAMPS							
COLLECTOR WALL							
TABLE LAMPS							
HASHIRA TABLE						●	○
JWDA TABLE / MARBLE			●				
TORSO TABLE 37					●		
TORSO TABLE 57						●	○
WING TABLE						●	○
FLOOR LAMPS							
HASHIRA FLOOR						●	○
HASHIRA FLOOR, HIGH						●	○
JWDA FLOOR						○	
WING FLOOR						●	○
PORTABLE LAMPS							
TORSO PORTABLE				●			
JWDA PORTABLE				●			
COLUMN PORTABLE				●			

- PREFERRED
- ALTERNATIVE

RECOMMENDED AUDIO BULBS  
UNITED STATES

UNITED STATES	1220000U G9,dim., 2,5W	1800000U G9,dim., 3,5W	1800002 G4,dim., 1,5W	2701639U E12,dim., 4W	2700639U E26,dim., 6W	1840001U E26, dim., 8W
PENDANTS						
BANK PENDANT					•	◦
CAST PENDANT	•					
COLLECTOR CHANDELIER 3 / 5						
DANCING PENDANT					•	
HASHIRA PENDANT / CLUSTER					•	
JWDA PENDANT		•				
LEVITATE PENDANT 28				•		
LEVITATE PENDANT 40					•	
RESONANT PENDANT					•	◦
UMANOFF PENDANT					•	◦
WALL LAMPS						
COLLECTOR WALL						
TABLE LAMPS						
HASHIRA TABLE					•	◦
JWDA TABLE / MARBLE		•				
TORSO TABLE 37				•		
TORSO TABLE 57					•	◦
WING TABLE					•	◦
FLOOR LAMPS						
HASHIRA FLOOR					•	◦
HASHIRA FLOOR, HIGH					•	◦
JWDA FLOOR					◦	•
WING FLOOR					•	◦
PORTABLE LAMPS						
TORSO PORTABLE			•			
JWDA PORTABLE			•			
COLUMN PORTABLE			•			

- PREFERRED
- ALTERNATIVE

LIGHTING SOURCES & BATTERY SPECIFICATIONS

BULB INCLUDED

LIGHTING DESIGN	SKU EU	SKU USA
COLUMN PORTABLE	1800002	1800002
TORSO PORTABLE	1800002	1800002
JWDA PORTABLE	1800002	1800002
JWDA TABLE	1800000	1800000U
JWDA FLOOR	1840001	1840001U
JWDA PENDANT	1800000	1800000U
CAST PENDANT	1220000	1220000U
TORSO TABLE 37	2701639	2701639U
TORSO TABLE 57	2700639	2700639U

PORTABLE LAMPS, BATTERY

LIGHTING DESIGN	CHARGING TIME (5V, 1,5 A)	LEVEL I 100 %	LEVEL II 50 %	LEVEL III 25 %
TORSO PORTABLE	6,5 H	7 H	13 H	18 H
JWDA PORTABLE	6,5 H	7 H	13 H	18 H
COLUMN PORTABLE	6,5 H	7 H	13 H	18 H
PHARE PORTABLE (ON/OFF, NOT DIMM.)	6 H	6,5 H		
CARRIE PORTABLE (SKU 4863XXX )	7 H	11 H	16,5 H	45 H
CARRIE PORTABLE IP44 (SKU 4864XXX )	7 H	11 H	16,5 H	45 H
RAY PORTABLE	7 H	11 H	16,5 H	45 H
HASHIRA PORTABLE	7 H	11 H	16,5 H	45 H

LIGHTING SOURCES & BATTERY  
SPECIFICATIONS

BULBS / LED  
LIFESPAN

BULBS / LED	LIFESPAN
PHARE PORTABLE	15,000 H
CARRIE PORTABLE	30,000 H
CARRIE PORTABLE IP44	30,000 H
RAY PORTABLE	25,000 H
HASHIRA PORTABLE	25,000 H
HASHIRA WALL	25,000 H
CAST SCONCE LED	25,000 H
REVERSE TABLE	25,000 H
PEEK FLOOR / TABLE	30,000 H
CIRCULAR PENDANT	35,000 H
1210000 (G9, DIM, 1,5W)	25,000 H
1220000/U (G9, DIM, 2,5W)	25,000 H
1800000/U (G9, DIM, 3,5W)	30,000 H
1800002 (G4, DIM, 1,5W)	30,000 H
2701639/U (E14, DIM, 4W)	15,000 H
2700639/U (E27, DIM, 6W)	15,000 H
1840001/U (E27, DIM, 8W)	15,000 H
TR BULB (ALL VERSIONS)	30,000 H

LED / BATTERY  
REPLACEABILITY

LIGHTING DESIGN	BATTERY	LED
TORSO PORTABLE	1755007	G4 SOCKET 1800002
JWDA PORTABLE	1755007	G4 SOCKET 1800002
COLUMN PORTABLE	1755007	G4 SOCKET 1800002
PHARE PORTABLE	1755001	NOT REPLACEABLE
CARRIE PORTABLE (SKU 4863XXX )	1755008	NOT REPLACEABLE
CARRIE PORTABLE IP44 (SKU 4864XXX )	1755008	4863103*
RAY PORTABLE	1755026	1755027
HASHIRA PORTABLE	1755026	1755027
REVERSE PORTABLE	—	630019*
CAST SCONE LED	—	1755020
HASHIRA WALL	—	1506600
PEEK FLOOR / TABLE	—	NOT REPLACEABLE
CIRCULAR PENDANT	—	NOT REPLACEABLE

\* check batch number with sales support

At Audo, we provide design solutions that can transform how we use space, connecting the dots between home, work, and hospitality. We are committed to do so in a sustainable and responsible way.

### *Introduction and purpose*

For Audo, as a global company, environmental sustainability is extremely important for our business, both presently and in the future.

Many of our raw materials and ingredients are sourced directly from nature, and the continued success of our business is causally linked to the health of the environment. We are therefore continuously looking for ways to reduce our impact on the environment and the communities in which we operate. Audo understands, and acknowledges, the important role that we play in understanding, protecting, and enhancing the underlying biodiversity.

We are therefore constantly striving to optimize our use of natural resources, to view our products and activities from a life cycle perspective, and to develop and use environmentally friendly products, materials and technologies in a way that contributes to long-term sustainable development. The purpose of the Environmental policy is to prevent and control potential risks to the environment and tackle the impacts of our activities throughout the value chain, from the sourcing of materials, through packaging, production, distribution, sales and marketing, to recycling and reusability. In short, this concept is a lifecycle philosophy that we instill throughout our entire organization

### *Scope*

This policy applies globally to the management, employees, and contract workers of all entities in Audo, including sub-contractors. The policy also applies to visitors and to situations where Audos employees are working at external locations.

This policy commitment will be reflected in all other policies, guidelines, and procedures in Audo. We encourage our employees and other stakeholders to inform us about challenges on human rights, the environment, or anti-corruption associated with our services, products, or business relations.

### *Commitment*

Our commitment is based on the internationally agreed core principles for sustainable development; human rights (including labor rights), environment (including climate), and anti-corruption.

The principles are listed by the UN Global Compact and made operational through the UN Guiding Principles on Business and Human Rights (UNGPs) and the OECD Guidelines for Multinational Enterprises (OECD).

We comply with all applicable regulations, wherever we operate.

Distinctly deriving from this, is our commitment to comply, which means that Audo continuously identifies, prevents, or mitigates our risks of adverse impacts in relation to the core principles. We will communicate how we manage such impacts. We will seek to make a difference for sustainability, where it makes most sense for us as an organization, but also as a human being's part of a larger ecosystem that is bigger than our corporation.

This, of course, also affects our sourcing, design, and procurement as all these processes incorporate a lifecycle-based philosophy. This ensures that no products are manufactured with parts we are unfamiliar with – including the chemical aspects of the products i.e. coating, foam, wiring, pigment for paint, and that the products, as a whole, are manageable in terms of sustainable waste-handling and recycling. This combined with our know-how within craftsmanship and our love, and passion, for utilitarian design translates into the brand and quality we are known, and loved for, today.

### *Employees*

Our employees are key partners in helping us respect international principles for sustainable development. We expect all team members at Audo to assist us in honoring our commitment in their daily work. We will embed our CSR and environmental commitment in the daily work of both our employees and management through training, communication, and ongoing assessments.

We always appreciate good ideas for how to prevent, mitigate or improve our impacts on sustainable development. Since our employees have a crucial impact on how Audo acts in relation to our collaborators and business relations, it is expected that they follow our internal guidelines and procedures on how to practice and operationalize responsible sustainable development.

We do this by instructing all employees on the relevant procedures in their specific area of responsibility. We do this by training all employees in the relevant procedures in our environmental management system ISO14001, which defines our focus and commitment in relation to avoid and replace chemical substances which has newly discovered worrying properties even if the substance has not been classified yet, if it is in any way possible. Our designers are committed to design products with focus on quality and longevity to assure a positive life cycle perspective, where our products can hopefully be used for generations. Logistics are, undoubtedly, a significant part of our environmental impact; we believe that we have a responsibility and the means to prioritize ways of transportation with the lowest possible environmental impact and all employees working with shipping share this belief.

#### *Transportation and distribution*

At Audo we strive daily to improve on all areas of our business in terms of sustainable behavior and thinking, including our approach to transportation and distribution of our products. As a consequence of our holistic approach to product design, all our products are packaged in such a way as to use as little material as possible, while being packaged compactly. The compact packaging paired with the right shock-absorbing material ensures that we do not waste any space during transportation. Double-packaging is also a thing of the past in all our warehouses and suppliers.

The choice of packaging material (cardboard boxes and shock-absorber) is constantly being reviewed as well, both factoring product and environmental longevity; if our products break during transport, they will have to be transported and packaged again – and maybe 2 or 3 times more before reaching the customer again. Choosing the right material that serves both our customers and the environment is therefore alfa omega in terms of packaging, as we recognize that the packaging material will not serve with the same longevity as our products will serve our customers.

The mode of transportation used will always be the method with the least environmental impact, and we employ several different technical solutions such as Clean Shipping Index (CSI) with the intent of aiding us in choosing the proper solution for each of our individual shipments. Furthermore, we are always in contact with our external land-based transportation agents to ensure that our products are delivered in an environmentally satisfactory manner.

#### *Suppliers and external business relationships*

We will expect all our business relationships to meet the globally agreed minimum standard for responsible business conduct as expressed in this policy.

Business relationships shall implement the UNGPs/OECD; i.e. manage risks of causing or contributing to adverse impacts in relation to human rights, the environment, and anticorruption, and address actual impacts, share their results – and ask the same from their relationships. In cases where a severe risk or impact is discovered it is mandatory to be communicated promptly throughout Audos organization and the supply-chain. Likewise, Audo has an increased and sustained focus on the use of chemical substances in our products. Therefore, we are working with specialized advisors in the area to avoid toxic chemical substances and carefully evaluate classifications and newly identified suspected risks. We have a commitment to work actively with this area and set the bar higher than merely conforming to the legislation in the area. Any questions and reflections by our stakeholders are welcomed as a key element in the continued responsible development of our strategy for responsible business development.

Furthermore, we have asked all our suppliers to sign chemical declarations with the intention of maximizing transparency, traceability, and product compliance as a whole, as we have worked tirelessly, i.e. through our product-design-phase and choice of materials, to ensure the above-mentioned compliance and environmentally-friendly concept; this is a chain that must not be broken, and this policy has the intention of enforcing this philosophy.

## *1. General Conditions*

1.1. These General Terms and Conditions shall apply to all deliveries from Audo A/S (hereinafter “Audo”) to the purchaser (hereinafter “Purchaser”), unless otherwise agreed to by Audo in writing.

1.2. Any terms and conditions proposed by Purchaser, which are different from or in addition to the terms in these General Terms and Conditions shall not be binding upon Audo and shall be void and of no effect, except to the extent expressly accepted by Audo in writing.

1.3. These Terms may only be amended or modified in writing which specifically states that it amends these Terms and is signed by an authorized representative of each party as defined in the Agreement.

## *2. Orders And Prices*

2.1. A purchase order from Purchaser constitutes Purchaser's offer to Audo, and it will only become a binding agreement between the parties, upon Audo's acceptance in writing by order confirmation or otherwise.

2.2. All prices are exclusive of VAT, taxes, duties, customs and other charges and fees. Audo reserves the right to adjust prices until delivery in the event of changes in customs, duties, taxes, material and wages costs, currency conditions or other business conditions.

2.3. All purchase orders are subject to a handling fee. The handling fee is 50 EUR for orders with a value of 500 EUR.

2.4. Any request to change a purchase order with SPEC or COM products needs to be received by Audo within 3 working days from receipt of order confirmation to avoid fees. In the event the products have already been dispatched, a fee for the return of the products shall be paid by the Purchaser. The fee regarding a request to change an order is determined on the order value. For orders with a value of 500 EUR the fee is 50 EUR, and for orders above 500 EUR the fee is 10 % of the order value.

2.5. All purchase orders are to be placed in full master cartons. If Purchaser places an order for products in an amount that is less than a full master carton, Purchaser shall pay a handling fee per breached master carton. The handling fee is 20 EUR.

## *3. Delivery And Delay*

3.1. Unless otherwise confirmed by Audo in writing, the products shall be delivered as follows (INCOTERMS):

- a) DAP for deliveries to countries within the European Union (EU).
- b) Ex works (EXW) (Priorparken 435, 2605 Brøndby, Denmark), for deliveries to all countries outside the European Union (EU), including but not limited to European countries outside of the European Union (EU) and Greece, however except for Switzerland. - Export documents will be issued by Audo and a fee of 25 EUR is added to the order, failing to close the export documents at the customs office a fee of 25 EUR will be charged.
- c) DDP terms for deliveries to Norway
- d) DAP terms for deliveries to Switzerland and UK, with fees of 30 EUR and 25 GBP respectively charged for customs handling. For UK, please refer to Clause 9.2 and appendix 5a.

3.2. Partial delivery from Audo to Purchaser shall be permitted. Audo's SPEC and COM orders will be sent directly from Audo's production sites to purchaser location unless agreed otherwise. This does not involve orders with delivery terms ex. works where collection will be from Audo's warehouse in Brøndby, Denmark.

3.3. Upon request from purchaser, Audo may offer to arrange for transportation of the products from the place of delivery set out in Clause 3.1 to a destination requested by Purchaser. Such transportation of the products may take place either by Audo's own means or by contracting a third-party forwarder/transporter and the transportation is subject to an administration fee to Audo for arranging such transportation and all freight costs being paid by Purchaser. Purchaser is, at its own cost, obliged to contract for insurance coverage against any risk of loss of or damage to the products during carriage.

3.4. If the Purchaser requests Audo to arrange transportation, Audo's shipping costs are calculated of the total purchase order. Shipping costs are between 5-9 % of the total purchase order. Shipments off mainland EU will be subject to an extra charge of 5 %, which will be added to the shipping costs.



3.5. In addition to the shipping costs cf. Section 3.4, an additional shipping fee will be charged for the following services:

- Fixed delivery date: +3 %
- Fixed delivery date and fixed time slot for delivery: +5 %
- Transportation with a lift-option: +250 EUR
- Special notification (e.g. notification of specific individual upon delivery): +100 EUR
- Change of address after purchase: +150 EUR

3.6. If the products cannot be delivered by the third-party forwarder/transporter to the address provided by Purchaser, it shall irrespective of the reason for the delivery hindrance - be considered as a missed delivery. In the event of a missed delivery, Purchaser may be offered delivery on another day or alternative delivery options subject to additional freight costs and administration fees to be paid by Purchaser to Audo.

3.7. Ordered goods with Ex works (EXW) terms must be picked up at Audo's warehouse, cf. 3.1, b, within 7 business days of being notified that the order is ready for pick up. Any ordered goods which are not picked up within this period will be charged a storage fee of 25 EUR per pallet per day.

3.8. Audo's production lead time for furniture is approximately 2-10 weeks from Audo's acceptance of the purchase order. Some of Audo's furniture are stock items, and upon prior written acceptance from Audo these stock items can be delivered by Audo with a shorter delivery date.

3.9. Any delivery date notified or communicated by Audo is solely an estimate based on Audo's best knowledge, and delivery dates are therefore not binding on Audo, unless a specific delivery date has been agreed in writing with Audo. If a specific delivery date has been agreed in writing, delivery within 14 working days after the agreed specific delivery date shall not be considered a delay.

3.10. In the event that delivery has not taken place within 14 working days after an agreed specific delivery date, and the non-delivery is not caused by circumstances attributable to Purchaser, Purchaser is by written notification to Audo entitled to cancel the part(s) of the order relating to the products, which has not been delivered. If the purchased products are being specifically adapted to Purchaser in accordance with Clause 7 (SPEC), Purchaser is not entitled to cancel the order, unless the delay exceeds 40 working days after the agreed specific delivery date. The above remedies shall be Purchaser's sole remedies in the event of delay.

## *4. Terms Of Payment*

4.1. Terms of payment is due

- 20 days from the invoice date on Contract orders, unless otherwise agreed
- 30 days on other orders), unless otherwise agreed.

Prepayment (100%) are required for:

- new customers- for orders above DKK 300k
- for SOR products
- where credit insurance cannot be taken (please also refer to Clause 4.3.)

Better terms can be obtained if payment is done via SEPA Direct Debit.

4.2. In the event that payment is not provided on time, Audo shall be entitled to:

- a) charge interest on the overdue amount corresponding to the official Danish discount rate (in Danish: "Diskontoen") in force from time to time with the addition of 1.5% per month, and
- b) to suspend performance of all deliveries and orders to the Purchaser without incurring any liability.

4.2.1. In general, the following precautions will be taken:

- a) Overdue debt will result in stop for all deliveries.
- b) Late payments will result in loss of credit limit and requirement for prepayment on subsequent orders.

4.2.2. Audo will charge subsequent payments against interest charge until they are covered before charging against the principal (Trade receivable).

4.3. Audo seeks to insure all debtors and therefore Audo reserves the right to collect credit information on Purchaser. If credit insurance is not granted by Audo's credit insurance company, Audo will only ship the order to Purchaser against prepayment. In such event, Purchaser must pay the entire order amount within 4 weeks from the date of Audo's order confirmation. If payment has not been received by Audo within this period, Audo will be entitled to cancel the order.

### *5. Retention Of Title*

5.1. Audo shall retain ownership of products sold to Purchaser, until payment has been effected in full with the addition of interest and possible costs. Purchaser shall not be entitled to make arrangements that limit Audo's retention of ownership. This includes sales agreements.

Until the title to the products passes to Purchaser in accordance with this Clause 5.1., Purchaser is obliged to:

- a) store the products separately from products belonging to the Purchaser or third parties,
- and
- b) mark the products as Audo's property, so that products to be repossessed may be easily identified.

Purchaser shall allow Audo, its officers, employees and agents, to access any of Purchaser's premises to verify that Purchaser is in compliance with this Clause 5.1.

5.2. Any deliveries of products to Germany or United Kingdom are subject to additional terms and conditions in relation to retention of title, cf. Appendix 5a and 5b.

### *6. Liability For Defects*

6.1. Audo warrants to the best of their knowledge that the standard products delivered to Purchaser are free from defects in material and workmanship for a period of 24 months from the delivery date of each product (hereinafter "Warranty Period").

6.2. If Purchaser wishes to claim this warranty, Purchaser shall without undue delay notify Audo in writing of any defects. Such notice shall under no circumstances be given later than 2 weeks after Purchaser has become aware or should have become aware of the defect and at the latest before the expiry of the Warranty Period. Audo shall not be liable for any defective products whatsoever if Purchaser fails to give notice in writing to Audo after the expiry of this period.

6.3. The Purchaser shall immediately upon receipt of the products from the carrier conduct a visual inspection of the delivered products, and

6.3.1 if there are any visual damage to the packaging, this needs to be noted on the Delivery Note from the forwarder. Failing this, the Purchaser will be liable for the damage.

6.3.2 If there are any defects or shortcomings in quantity in the delivered products, this shall be notified to Audo in writing within 2 weeks after the delivery date of the products. Audo shall not be liable for any defects or shortcomings in quantity in the products whatsoever if Purchaser fails to give notice in writing to Audo after the expiry of this period.

6.4. A claim from Purchaser shall include a description of the defect and be accompanied by the necessary and relevant documentation, including information on the order number and photos documenting the defect. All claims shall be sent by e-mail to Audo's support team at: [claims@audocph.com](mailto:claims@audocph.com).

6.5. If a delivered product is defective in any material way, Audo shall at its sole discretion be obliged to either (i) remedy the defect, (ii) replace the defective product or (iii) terminate the purchase order in respect of the defective product(s) against crediting of the invoiced amount for such defective product(s) to Purchaser. Audo shall notify Purchaser of its decision within reasonable time after receiving a claim from Purchaser. Purchaser is not entitled to other remedies in case of defects in the delivered products, and Audo shall not be liable for any other direct or indirect losses that the defect may cause.

6.6. Audo is only liable for defects which appear under the proper use of the products. Audo's liability does not cover defects arising out of or caused by (i) materials provided by Purchaser, (ii) faulty maintenance, incorrect use or incorrect assembly, (iii) alterations or repair performed by Purchaser or (iv) normal wear and tear of the products.

6.7. Replacements can only be sent to the original delivery address.

6.8. Apart from defects and warranty claims, Purchaser is in no instances entitled to return purchased products to Audo.

### *7. Special Orders*

7.1. Any purchase orders where Purchaser requests Audo to incorporate or use fabrics, leather or other materials which are provided by Purchaser (hereinafter "COM/COL Products") will only become a binding agreement between the parties upon Audo's acceptance of the order in writing. Refer to clause 4.1. Audo is not responsible for any defects in fabrics, leather or other materials provided by Purchaser.

7.2. Any purchase orders where Purchaser requests Audo to deliver products with fabrics, leather, or other materials, which are part of Audo's range of materials that can be selected for Audo's products (hereinafter "SPEC Products") are considered non-standard products by Audo.

7.3. Any purchase orders where Purchaser requests Audo to manufacture a bespoke product (hereinafter "SOR products") will only become a binding agreement between the parties upon Audo's acceptance of the order in writing and Purchaser's prepayment of 100% of the total purchase price under the purchase order. Standard warranty of 24 months applies.

7.4. If Purchaser cancels a purchase order for COM/COL products or SPEC products after Audo's acceptance of the purchase order, however subject to Clause 3.6 above, Purchaser shall pay cancellation fee to Audo as follows depending on timing of cancellation from receipt of order confirmation:

- Less than 72 hours after order confirmation: 0% on net price ex. VAT
- Between 73 hours and 10 days: 20% on net price ex. VAT
- More than 10 days: 100%, calculated on net price ex. VAT.

Cancellation of purchase orders with SOR products is not accepted and the total purchase price under the purchase order is to be paid.

## *8. Sales and Marketing*

8.1. All advertisements, catalogues and other printed material containing Audo's logo and Audo's product descriptions, or pictures may only be used upon and according to prior written agreement with Audo. Audo reserves all intellectual property rights to such material and the right at any time to require the return or destruction of such material.

8.2. All Audo's marketing material is subject to errors and omissions.

8.3. The Purchaser is not allowed to sell or export the products to parties outside the Trade Area in which the Purchaser is located (i.e. EU/EEA/USA) and is not allowed to knowingly sell the products to third parties intent on selling or exporting the products outside the Trade Area in which the Purchaser is located.

8.4. To uphold Audo's reputation as a leading lifestyle and designer brand within the markets of furniture, lightning and accessories, the Purchaser is obligated to, when marketing the products, refrain from using marketing strategies commonly associated with low-price and low-quality discount shops, i.e. any and all use of graphical enhancements to give the customer the impression that Audo products are sold cheaply or at a discounted price, i.e., the use of discount buttons, hatched or shaded pricing, yellow discount labels or bars, etc. Regardless of the above, the Purchaser remains free to set its own prices, give discounts, etc. Further, the Purchaser is obligated to refrain from selling and marketing the products through price engines, price comparison sites and third-party platforms that do not adhere to the same standards in their marketing of products as the Purchaser.

8.5. Audo monitors the market in order to ensure the Purchaser's compliance with its obligations under this contract.

8.6. If the Purchaser infringes Clauses 8.3 and/or 8.4, the Purchaser is liable to pay to Audo a compensation of EUR 15.000 per infringement. If the infringement in question is continuous, the compensation is EUR 15.000 per commenced week of the infringement.

8.7. Payment of compensation due to Clause 8.6 does not exempt the Purchaser from paying damages in accordance with Danish law.

## *9. Force Majeure*

9.1. Audo shall be exempt from any liability for non-performance of its obligations to the extent its performance is affected by force majeure. Force majeure shall include, but is not limited to, war, riot, fire, natural catastrophes, embargoes, industrial disputes, breakdown in production facilities, limited capacity, pandemic or epidemic outbreaks, restrictions from government or health authorities, lack of motive power and other circumstances not reasonably foreseeable by and beyond the control of Audo, including force majeure of its sub-contractors. If an event of force majeure persists for more than 6 months, either party is entitled to terminate any affected purchase order.

#### *10. Product Liability*

10.1. Audo shall only be liable for damage caused by Audo's products in accordance with the mandatory provisions of the Danish Product Liability Act. Audo shall under no circumstances be liable for any indirect or consequential loss or damage, including but not limited to loss of profit, operating loss, loss of goodwill and loss of any contract.

10.2. Purchaser shall indemnify and hold Audo harmless to the extent that Audo incurs any liability towards any third party in respect of any damage for which Audo is not liable towards Purchaser.

10.3. If a claim for damage is raised by a third party against one of the parties, this party shall inform the other party thereof in writing without undue delay.

10.4. The limitation of Audo's liability set out in Clause 10.1 shall not apply where Audo has been guilty of gross negligence.

#### *11. Limitation Of Liability*

11.1. Audo shall in no event be liable for any indirect or consequential loss or damage, including but not limited to loss of profit, operating loss, loss of goodwill and loss of any contract.

11.2. Audo's total and aggregate liability under or in connection with any purchase order shall in no event exceed the invoiced amount of such purchase order.

11.3. Audo shall not be liable for any errors in catalogues, brochures or other printed material submitted to Purchaser.

11.4. The limitation of Audo's liability set out in this Clause 11 shall not apply where Audo has been guilty of gross negligence.

#### *12. Choice Of Law And Venue*

12.1. These General Terms and Conditions and any purchase order are subject to Danish law, excluding its provisions on choice of law.

12.2. Any dispute arising out of or in connection with these General Terms and Conditions or a purchase order shall be settled by the city court of Copenhagen.

—

These General Terms and Conditions are valid from February 1st 2024 and replace previous terms and conditions.



### *Care & Maintenance*

Below are our general care and maintenance guidelines for all Audo products.

- Always follow the instructions for the specific product and material.
- Always use mild cleaning agents.
- Never use chemical cleaning products or harsh abrasives.
- To preserve the colour of the materials, avoid direct sunlight whenever possible.
- Never place products close to heat sources.
- Always protect surfaces against heat, humidity and strongly coloured items.
- Items for indoor use only should never be used outdoors.
- Products made from natural materials will display unique colour/surface variations.
- Tighten assembly screws periodically should joints become loose.

### *General Care & Maintenance: Wood*

Wood changes over the course of its lifespan, adapting to changes in humidity and light. Exposure to sunlight can cause changes to colour and structural over time, although mostly during the first couple of months of use.

Wood breathes according to climate. Therefore, furniture should be placed in rooms with a relative air humidity of 40–50% and a temperature of approximately 20°C. Due to temperature and humidity sensitivity, we recommend treating wood during the winter months — preferably before and after the season. Furthermore, solid wood may become weathered or the fibres may rise slightly. Wipe clean daily using a well wrung cloth and clean water. Never use detergents, chemical cleaning products or harsh abrasives.

### *Soap Treated Wood*

Soap treatment gives wood a somewhat dirt-repellent surface that helps prevent spills and stains from soaking in. However, if moisture is left on the surface over time, it will leave a permanent mark. This is also true of oil-treated wooden surfaces. The surface soap treatment is primarily applied on products where a naturally aged look is desired.

### GENERAL GUIDELINES FOR SOAP TREATMENT:

A new table should be treated 2-3 times in the first three weeks of use to allow the soap to penetrate the surface and keep it light in colour. Subsequently, the table should be treated approximately every 2-3 months if it becomes too dark, dry or dirty. The soap mixture should be applied with a wrung soft sponge or cloth, in the direction of the grains, evenly and without leaving any spots, stains or thick lines. The sponge or cloth should then be rinsed and well wrung before being used to dry the surface. Remember to also treat the bottom of the tabletop to prevent warping. It is normal for the fibres of the wood to raise slightly after the first couple of treatments. When the wood is dry, sand gently in the direction of the grains with fine grain sandpaper (180–240) or a sanding-sponge. Wipe away any dust.

### *Painted Wood*

Painted furniture is simple to maintain. Dust or wipe clean weekly with a damp cloth. If using water, be sure not to leave water residue on the surface as this can leave permanent marks when drying.

### *Wood Veneer*

Beautiful, easy to clean and durable, wood veneer is a worthy alternative to solid wood, despite mistakenly often considered inferior in quality. Wood veneer furniture is made from thin sheets of natural wood that are applied to a base of MDF, plywood or chipboard, giving the surface the appearance of solid wood. The final product is then varnished with polyurethane for a long-lasting, easy-care finish and to prevent spills damaging the surface and underlying design.

The production process ensures an even grain pattern where natural variations in the surface of the wood can be aligned for a more uniform look. Wood veneer does not age in the same way as solid wood; it is less prone to splintering and warping and provides additional support to the overall furniture piece, making it inherently more durable than solid wood designs. Additionally, as only the outer layer of wood veneer furniture is made from solid wood, it uses a limited number of natural resources.

To avoid cracks and other damage, wood veneer should not be placed close to direct heat sources or in humid environments. For daily care, wipe with a damp cloth and ensure any excess moisture is removed. Do not scrub as this can damage the grain and/or pigment, leaving the surface patchy. We recommend avoiding cleaning agents

as these may damage and discolour the veneer. Mop spills immediately as liquids can damage the structure of the wood as well as leave permanent marks.

### *Linoleum*

Linoleum is a unique, natural material, renowned for its elegance and durability. The distinctive look and tactile properties of linoleum – a matte surface with a warm, soft handle – ensure that every piece develops its own distinctive look and feel. Clean regularly with a damp cloth and mild cleaner such as Forbo Monel, 5 ml. diluted in 10 litres of water. For lacklustre or worn surfaces, increase the ratio to 10 ml. pr. 10 litres. Do not use alkaline or alcohol-based cleaning products as these will damage the surface.

### *Laminate*

Made from several layers of paper compressed under pressure with melamine-based resins, laminate is highly resistant to wear and tear, is dirt and water repellent, and easy to maintain.

Clean daily using a clean, damp cloth or sponge and mild, pH-neutral detergent. Wipe dry. Avoid placing laminate in direct sunlight as this will cause fading.

### *Marble & Stone*

The beauty of marble and stone is that no two pieces are alike. Formed over thousands of years, each piece bears the marks of its history, displaying natural imperfections that make each piece unique. A little care and maintenance will reward you with a lifetime of service.

To respect the authenticity of the natural stone, marble is treated with a sealer that provides the optimal compromise between a natural finish and functionality. The sealer leaves a satin-smooth surface that is repellent to liquids and dirt. However, liquids such as coffee, tea and juice should never be left to dry on marble as they will damage the surface. Never place acidic fruit on a marble surface and avoid using harsh and abrasive chemicals and corrosives.

To avoid everyday damage, use trivets, coasters and placemats to protect from hot tableware or anything that may scratch or stain the surface. If an accident occurs, act quickly and blot spills with a paper towel. Do not rub as this will spread the liquid. Use a pH-neutral detergent

or stone soap to prevent the stain from drying out or absorbing into the stone.

Dust once or twice weekly with a soft microfibre cloth. Wash periodically with a cloth dampened with warm water, adding a small squeeze of pH-neutral dishwashing liquid if necessary. Remove any residue with a clean, damp cloth. Do not use abrasive cloths, sponges or wire pads which may scratch the surface. We recommend using a specialist natural stone soap to treat difficult stains. Never use acidic detergents (such as bathroom cleaners) or detergents containing bleach. Thoroughly rinse with clean water to remove all traces of soap.

Please note, marble sealer must be maintained every 8–12 months depending on the amount of use.

### *Concrete*

Concrete is a naturally porous material with surface imperfections that change over time. These irregularities add a unique character to each object.

Extend the life and beauty of your concrete interior objects by cleaning periodically with mild soap and water, drying afterwards with a soft cloth.

### *Ceramics*

Stoneware is a natural material that reacts to temperature changes and exposure to the elements. When cared for properly, ceramics can tolerate low temperatures.

When kept outdoors for prolonged periods of time, cracks, flaking, erosion and salt damage can occur. Ceramic absorbs moisture, making it prone to cracking when temperatures drop. Move indoors during the winter months to protect from the cold or place outdoors in a sheltered spot. Ensure proper drainage by adding a layer of pebbles to the base of a planter without drainage holes, trapping excess water away from the roots of a plant.

Our planters have been developed for indoor use for which extra drainage is not required. Should you wish to use outdoors, add a drainage hole at the bottom using an electric drill, or place sheltered from the rain to ensure optimal conditions for both plants and planter.

### *Glass*

Audo uses both soda lime glass and borosilicate glass, depending on product type. Mirror glass is used on all the mirrors in our product range.

#### SODA LIME GLASS

Soda lime glass objects are mouth-blown, meaning each is handcrafted with unique characteristics such as small air bubbles, variations in shape and thickness, as well as colour tone.

### *Borosilicate*

Borosilicate glass is engineered specifically for use in laboratories and applications where thermal, mechanical and chemical conditions are too harsh for standard, household soda lime glass. We use this type of glass for objects that hold very hot liquids.

#### CARE & CLEANING

For daily cleaning, use a soft, dry cloth. For heavy stains, use a soft brush and standard dishwashing detergent and rinse with a solution of vinegar and water. Finish by wiping with a dry, lint-free cloth. Avoid using chemical and abrasive cleaners as these will damage the surface of the glass.

#### MIRROR GLASS

Each time a mirror is moved there is a risk of damage. Therefore, keep any movement to a minimum. To clean mirror glass, use a soft clean cloth wrung with warm water. Do not allow the edges of mirror to remain wet for extended periods of time.

Do not use acidic or alkaline cleaners on the mirror, and never use abrasive cleaners or powders or steel wool. For more thorough cleaning, use commercial glass cleaners without ammonia or vinegar.

### *Porcelain / Ceramics*

We use two types of glaze: colour and reactive.

#### COLOUR GLAZE

Transparent colour glaze provides a beautiful depth of colour. However, it also reveals imperfections in the stoneware that are normally not visible to the naked eye. This is a natural characteristic of the product's design, bearing the hallmarks of handmade products.

#### REACTIVE GLAZE

Variegated or mottled glazes do not have a homogeneous solid colour or character (i.e. like a ceramic sink or toilet bowl). They are called reactive glazes because they contain higher percentages of fluxes and additions intended to produce one or more variables. A variety of mechanisms are used to create the variations in colour and texture. These include crystal growth, the addition of speckling agents, phase separation, layering and opacity variations – occurring with variations in viscosity.

#### WATERCOLOUR

Watercolour glaze – and its subsequent variations in thickness and colouring – often reveals the porcelain's underlying natural surface as an effect that enhances the natural beauty of the material.

#### CARE & CLEANING

To retain the quality of your piece and ensure longevity, use a non-abrasive cloth or sponge and warm, soapy water to clean. We recommend wiping with a clean, dry cloth afterwards.

All Audo's porcelain/ceramic items are dishwasher and microwave safe. Avoid placing in extreme hot or cold environments, such as an oven or freezer, as this could cause thermal shock and result in damage to the structure including cracking and/or breakage.

In general, do not use any chemical or abrasive cleaners.

Black marks on tableware – in particular on matte glazed surfaces, which tend to be more porous than high-gloss finishes – are often caused by cutlery. They can often be removed by using either Vienna lime, ceramic cleaner, baking soda or a small dose of vinegar. Use a scouring pad with moderate strength to remove the stains. Rinse well after cleaning. Please note that actual scratches cannot be removed using this method.

Our thermo cups for daily use consist of two parts – an inner and outer wall – ensuring a cool external surface when filled with hot liquids. The cup appears thick and heavy, but in fact the two connected cups are thinner than a normal cup, making the thermo cup more prone to breakage by a hard knock or blow.

If a thermo cup is leaking, it may be caused by the defect closure of the small hole in the bottom of the mug. This hole is made for technical reasons and is closed with paste after the final firing in the kiln. If leaking occurs, allow the cup to dry completely before closing the hole with silicone glue.

## METALS

Metal is a catch-all term for metallic elements or alloys of these. The most common metals are iron, copper, zinc, aluminium, tin and lead, as well as alloys such as steel, brass and bronze.

## BRASS

Brass is a metal alloy made from copper and zinc. Variations can occur from one product to another, making each item unique. Untreated brass will naturally oxidise from the moment it is exposed to air, often already displaying dark spots before use. This is not a flaw, but rather a natural characteristic of solid brass. Audo products crafted in solid brass are offered in different surface finishes: polished brass, brushed brass and bronzed brass.

## POLISHED, BRUSHED & BRONZED BRASS

To keep polished or brushed brass looking its best, clean with a gentle metal polish and a soft cloth, avoiding water. Polishing creams and/or cloths can be bought in most retail stores.

To keep bronzed brass looking its best, clean by wiping with a soft, dry cloth. Do not use chemical or abrasive cleaners and avoid using water. Please note that hard polishing will over time remove the fine hairlines on the surface of brushed and bronzed brass.

## POLISHED BRASS W. LACQUER

Some of our brass products are finished with a layer of varnish to protect the surface from oxidation. To clean lacquered brass, use a soft dry cloth and do not use chemical or abrasive cleaners or water.

## *Steel & Aluminium Surfaces*

The different types of metal surfaces used to make a number of Audo's designs are simple to maintain and resistant to both dirt and liquids.

We use plated, anodised, lacquered and stainless steel, as well as powder-coated steel. Plating, anodising and powder-coating is clarified below. Plating refers to a variety of surface finishes where solid metal is vaporised and deposited onto electrically conductive materials as pure metal or alloy coating.

This provides a thin metallic film on the base material. Anodising is an electrolytic process used to increase the thickness of the natural oxide layer on metals. By pairing with paint primers, the process creates a durable, anti-

corrosive and wear-resistant surface. This process is most commonly used on aluminium.

Powder-coating is a painting process most commonly used on metals such as steel and aluminium. Dry powder paint is applied to the surface of an object and then melted/cured under heat of around 200°C – 400°C. Powder-coated surfaces are harder and more durable than conventional paint.

## PLATED, ANODISED, LACQUERED OR STAINLESS STEEL

Use a soft dry cloth to clean. Do not use chemical or abrasive cleaners and avoid using water. Please note that hard polishing will damage the surface.

## POWDER-COATED STEEL

Durable and easy to clean, wipe with a soft dry cloth to clean. Do not use chemical cleaners or harsh abrasives and avoid using water.

## *Upholstery*

Audo's upholstered furniture can be covered in a large selection of fabrics and leather.

Our upholstery fabrics are sourced from some of the industry's most respected companies, each with an extensive knowledge on how to best care for each textile type. Visit the respective company website for further information about how to care for your product. Although our upholstered furniture is made to last, each piece will age uniquely over time. Furniture constructed using foam will, depending on use, develop various deformations with use. Loose and down-filled cushions should be turned and plumped regularly to ensure uniform wear and to retain their shape.

Textiles are dyed individually, which can cause variations in colour from batch to batch. This also applies to leather tanning.

## TEXTILES

To clean upholstery fabric, vacuum frequently with a soft brush and low power. Do not rub vigorously as this could result in loss of colour and/or surface damage.

## LEATHER

We use four types of leather: aniline, semi-aniline, protected and vegetal. We also use nubuck and sheepskin. Care guidelines are the same for all four types of leather. For nubuck and sheepskin, see the following page.



#### CARE & MAINTENANCE

Avoid placing leather in direct sunlight or extreme heat. Clean using the suds from household soap flakes. Mix 50 ml. soap flakes to one litre of hot water. When the water is room temperature, apply the foam over the leather with a soft cloth. Avoid soaking. When dry, polish the leather with a clean cotton cloth.

- Avoid contact with sharp objects.
- Absorb spills immediately with a clean, dry cloth.
- Vacuum regularly with a soft brush to remove dust.
- Never use detergents, ammonia, oils, polish or varnish.

#### ANILINE LEATHER

This soft, premium quality leather is made from high-end raw hides. Aniline leather is 'nude,' meaning it displays visible surface marks that reflect the life of the cow – including fat wrinkles, scars and bite marks. These subtle, natural markings bring a unique quality to each hide. Furthermore, slight colour variations are visible as hides react differently to the tanning process. These characteristics will become more pronounced as the leather ages. With open pores similar to that of human skin, the temperature of the leather will adjust to match that of the human body, offering additional comfort for the user when seated.

Audo uses aniline leather due to its natural appearance and tactile handle that improves with use.

#### SEMI-ANILINE LEATHER

Aniline leather is distinguished by its surface finish and easy-to-maintain properties. A light, pigmented surface treatment protects it against stains and the whitening effects of light while retaining its natural look and feel and uniform colour. The surface treatment disguises some of the natural markings. However, neck and fat wrinkles continue to remain visible. The full-grain leather is highly resistant to wear and tear. With open pores similar to that of human skin, the temperature of the leather will adjust to match that of the human body, offering additional comfort for the user when seated.

#### PROTECTED / CORRECTED LEATHER

Developed for durability, protected – or corrected – leather has a special surface treatment which guards against wear and tear, making it water and dirt repellent and stain resistant. Hides are sanded to remove some of the natural markings on the leather. As a final treatment, a grain pigment is added to create a more uniform look to the surface's colour and structure. Protected/corrected leather is soft and comfortable, easy to maintain and designed to last for generations.

#### VEGETAL LEATHER

Leather is a natural material that becomes more beautiful over time and when cared for properly. Avoid placing leather products close to heat sources and in direct sunlight. Mop spills immediately and avoid placing in wet or humid environments. Do not use abrasive cleaners or sharp objects, which will damage the natural structure of the material. Leather stretches with use and this is not considered a defect. Likewise, variations in grain and patina are natural characteristics of leather. Care for your product with a cleaner suited to the type of leather.

#### NUBUCK

Avoid contact with water, liquids or creams. Suede and nubuck must not be cleaned with water or soap flakes. Instead, use a vacuum cleaner with a soft brush attachment.

#### SHEEPSKIN

In order to preserve the original condition of your sheepskin furniture, vacuum clean and air regularly. Spots should be immediately soaked with water. Clean with a sponge, lukewarm water and a mild wool shampoo. Avoid placing sheepskin furniture in direct sunlight as colour changes in the wool may occur.

#### *Fabric Lampshade*

Fabric lampshades accumulate dust and dirt, cobwebs and fingerprints and some can also yellow over time. There are some simple steps you can take to keep yours looking its best.

As fabric lampshades are glued onto the frame, they require extra care when handling. You should always handle the lampshade by its fitting to avoid denting, marking, creasing or tearing the fabric. It is equally important to use the correct method and materials to clean it, taking care to avoid the excessive use of water, which may cause staining.

Clean on a regular basis, switching the lamp off and making sure the bulb is cool before wiping the shade in a sweeping motion with a microfibre cloth, or brushing vertically from top to bottom with a soft brush or lint roller.

You can also use one of the following methods to remove excess dust and dirt:

- Use a hairdryer on a low heat at full power to blow away excess dust and dirt. Hold the dryer 20-30 cm away from the shade to avoid damaging it.

- For more durable fabrics, use a vacuum cleaner with an upholstery brush attachment to clean the shade with a light brushing movement from top to bottom.
- Roll a sticky lint roller lightly across the fabric, or dab masking tape onto the fabric, making sure not to press too hard, to lift away dust and dirt.

#### REMOVING LIGHT STAINS FROM A FABRIC LAMPSHADE

If your lampshade has light stains but is not suitable for immersion in water, remove any non-washable fittings such as the base, lamp holder, bulb and cords. Mix tepid water with delicate fabric detergent and apply just the soap suds to the entire shade in sections using a microfibre cloth. Gently rinse off the suds and wipe the lampshade dry.

You can also use a fabric cleaning spray, following the usage instructions carefully.

Spot cleaning can sometimes leave water marks, dye stains or a noticeable clean spot. Cleaning the entire shade will ensure an even finish.

#### REMOVING STUBBORN DIRT FROM A FABRIC LAMPSHADE

For stubborn dirt or heavy stains, fill a large, clean container or bathtub with lukewarm water (using cold water for glued fabric lampshades). The water should be deep enough to fully submerge the lampshade. Stir in delicate fabric cleaner to create suds. Lower the lampshade into the water, holding securely by the frame. Using a sponge or cloth, gently wipe the lampshade in an up and down movement. If required, use a soft brush to gently dab any stained areas. Do not rub vigorously. Once the shade is clean, drain away the water and refill with clean water, dipping the lampshade in and out a few times to remove any excess soap.

#### DRYING A FABRIC LAMPSHADE

Fabric lampshades can often appear to stretch when washed. This is temporary and they will return to their original shape when fully dry. It is important to ensure they dry evenly. After cleaning in water, gently shake the lampshade and pat dry with a soft, clean towel to remove any excess liquid. Hang over the bath or place in a well-ventilated spot to air dry. Dry outside in warm weather, placing it in a clean area away from direct sunlight. You can also use a hairdryer or fan to help dry your shade. Use with caution, on a cool setting and placed 20-30 cm away from the lampshade.

#### *Rugs*

Each Audo rug is unique, hand-woven by artisans and displaying unique variations that to the overall character of the rug. Undyed natural yarn lends different shades and texture to each piece.

#### GENERAL MAINTENANCE

With the proper care and attention, your rug will look beautiful for many years to come. Vacuum frequently to remove dust and dirt. Some fibre loss or 'shedding' is normal for new rugs and will diminish with frequent vacuuming which will also lift flattened pile in high-traffic areas. For looped pile rugs, use a cylinder vacuum with a smooth nozzle and no beater bar.

To prolong the life of your rug:

- Place barrier mats by doors and clean often.
- Use castor cups under furniture.
- Lay non-slip underlay under all rugs.
- Rotate rugs regularly to spread wear.
- Avoid exposure to direct sunlight, which may result in colour fading.
- Keep away from sharp objects and open fire.

To minimise damage when a problem arises:

- Remove any solids with a spoon or blunt knife.
- Blot spills with kitchen towel until dry.
- Avoid rubbing, which can cause permanent surface damage.
- Do not use water.
- Avoid chemical cleaners which may set the stain, damage the pile or leave a sticky residue prone to re-soiling.

#### *Tencel Rug (Cut Pile)*

Our tencel rugs are for indoor use only. Avoid using in damp areas such as cellars, bathrooms and kitchens. Do not dry clean.

Occasional professional rug cleaning is recommended.

Tencel is one of the best performing cellulose fibre for floor coverings. The material is sustainable, biodegradable, hard wearing and able to adjust to humidity. It also harbours fewer bacteria for a healthier living environment. Tencel can be professionally cleaned.

## *Wool*

### RUGS

Our wool rugs are for indoor use only. Avoid using in damp areas such as cellars, bathrooms and kitchens. See General Maintenance for care instructions.

- Do not dry clean.
- Occasional professional rug cleaning is recommended.

Wool rugs are made from animal fibres. If the rug becomes wet, it may emit an unpleasant odour. To eliminate and prevent this, dry well. If your wool rug takes too long to dry, it may become mildewed. Wool rugs placed in darker or cooler rooms are likely to stay wet for longer than rugs in warmer, sunnier rooms.

When possible, hang the rug outdoors to dry in the sun. Depending on the climate and season, it may take up to a week for the rug to dry properly. Bring it inside at night to avoid the morning dew. Turn it over when you take it back outside so that both sides dry properly.

If the smell persists, you live in a damp climate or in a home with no outdoor space, use a fan to dry the rug, moving it around to ensure even drying and turning the rug occasionally. Once completely dry, sprinkle the rug with baking soda. Allow the baking soda to sit for 30 minutes before vacuuming. If the smell persists, repeat, letting the baking soda sit for longer before removing. Alternatively, sprinkle baking soda underneath the rug, allowing it to sit for a few days before vacuuming away.

Add two tablespoons of tea tree oil to one cup of water in a spray bottle. Shake and mist lightly over the rug. Allow one side to dry before turning to repeat on the other side. Tea tree oil is a natural antiseptic that helps neutralise mould and mildew.

### PILLOW COVERS AND TROWS

Washing directions Battus, Losaria and Mimoides

### CARING FOR WOOL

Wool is a delicate natural fiber that offers wonderful warmth and moisture-wicking capabilities. Keep the fibers as fresh as the day they were shorn with these wool care tips.

To help wool material last longer, only dry clean them when necessary. The self-regulating fibers don't need to be laundered as often as other materials. Between dry cleaning, keep your wool items looking like new with these tips:

### BRUSHING

For woven materials only: Use a soft brush to brush material lengthwise after to remove surface soil that might become stains later. Dust and dirt can dull the appearance of wool fabrics.

Remove pilled fabric, lint, and pet hair with a fuzz remover but avoid using on the Boucle and Silk parts of the material

### AIRING

To freshen the woven material may be hung in fresh air on a suitable hanger or flat surface.

Battus, 99% Wool, 1 % Silk

- Do not machine wash
- Do not bleach
- Do not tumble dry
- Cool iron
- Indoor use only



Losaria, 100% Wool

- Do not machine wash
- Do not bleach
- Do not tumble dry
- Cool iron
- Indoor use only



## *Linen*

Offset Loose Cover, Pillow Covers and Napkins

### CARING FOR LINEN

Linen is a delicate natural fiber that offers wonderful Softness, warmth, and moisture-wicking capabilities. Unlike cotton, which tends to retain moisture for a significant period, linen dries quickly, which helps reduce heat retention in overly warm conditions.

Regular washing is good for pure linen, softening and beautifying it, and gives it a lovely 'lived-in' look. Linen material is more dirt resistant than other textiles, and if rinsed thoroughly it comes up just as new every time.

Your Linen can be washed in a machine. However, they should be separated based on color. Always avoid washing light-colored fabrics with dark fabrics. Linen fabrics also should be washed in a separate load from other types of fabrics.

When using a household or commercial washing machine, keep the water temperatures no hotter than lukewarm, and preferably cold. Hot water may cause linen fabric to shrink or may weaken the fibers.

Additional tips include:

- Use the gentle cycle to keep the fibers intact.
- Do not overload your machine; this may prevent your fabric from getting evenly cleaned.
- Use mild (delicate) detergent, and do not bleach.

100% Linen

- Warm wash
- Do not bleach
- Do not tumble dry
- Medium iron
- Indoor use only



*Cotton*

Tea Towels and Napkins

#### CARING FOR COTTON

Cotton is a versatile natural fibre that offers softness and warmth. It has naturally soft, absorbent and breathable fibre. Robust fiber makes it durable and provides a longer life of the garments.

However, regular washing is beneficial, softening and beautifying the fabric while giving it an attractive 'lived in' look.

Wash on a gentle cycle. Separate according to colour to avoid bleeding and in a separate load from other fabric types. Use a mild detergent and do not bleach. Do not overload the machine as this may prevent the fabric from being cleaned evenly.

Additional tips include:

- Use the gentle cycle to keep the fibers intact.
- Do not overload your machine; this may prevent your fabric from getting evenly cleaned.
- Use mild (delicate) detergent, and do not bleach.

100% Cotton

- Warm wash
- Do not bleach
- Do not tumble dry
- Medium iron
- Indoor use only



#### CARING FOR INNER CUSHION (POLYESTER)

Polyester is a manufactured fiber also known as PET that offers many valuable properties. It's a strong fibre that's resistant to stretching and shrinking and is also wrinkle resistant.

In fact, polyester is one of the easiest fabrics to wash because you can machine wash the polyester cushion if it will fit into your washing machine. To ensure the synthetic fiber does not break down from heat, always choose cool or warm water when washing.

Also, polyester clothing is easier to dye compared to cotton or silk fabrics. It dries quickly and is resistant to abrasion.

Inner Cushion, 100% Polyester

- Wash warm
- Do not Bleach
- Do not tumble dry
- Do not iron
- Indoor use only



*Rattan*

Rattan is a natural material that displays unique colour variations that make each piece unique. For daily cleaning, wipe with a dry cloth. Once a month, clean with a soap solution, adding one tablespoon of soap flakes to one litre of warm water and applying to the rattan, allowing it to penetrate into the material. Wipe off any remaining water with a clean, damp cloth.

Rattan is suitable for both indoor and outdoor use. Rattan used outdoors should be stored inside or covered in cold, wet weather.

*Rubber & Silicone*

To clean rubber and silicone, use a mild detergent or baking soda and a non-abrasive brush.

Wash the rubber or silicon with mild detergent, lukewarm water and a non-abrasive brush. Apply light pressure as you scrub in a circular motion. Rinse with clean water.

Apply baking soda to any areas that feel sticky or have mouldy patches. Gently work the baking soda into the surface with a damp, non-abrasive scrub brush. After scrubbing, wash with a mild detergent to remove any residue. Repeat as necessary.



### *Plastic*

Wipe plastic with a dry cloth to clean.

To remove dirt, use a cloth wrung in lukewarm water. For stubborn dirt, use a mild detergent. Do not use chemical cleaners or harsh abrasives as these may scratch the surface.

### *Stoneware Pottery*

If properly cared for it can stand frost temperatures, see below for how to prepare your pots for longevity.

#### ENSURING PROPER DRAINAGE WHEN PLANTING

We always suggest using a layer of pebbles as a drainage layer in the base of your planter without drainage holes. This technique allows excess water to flow into the space with the pebbles, away from the soil and therefore the roots of your plant.

#### KEEPING YOUR POTTERY OUTDOORS

Heat, cold, and water pose difficulties that need consideration if you are to keep your pottery outdoors. It's no surprise that pottery, as any other natural material, when exposed to heat, cold, or rain develops signs of wear over time. Cracks, flaking, erosion, and salt damage are some of the most common occurrences when you keep your pottery outdoors.

If you wish to use your planters outdoors, we recommend either adding a drainage hole, or placing the planter in a location that is sheltered from rain to prevent over watering and root rot.

#### PROTECTION FROM THE COLD

Ceramics, like concrete and other moisture-absorbing materials, are prone to cracking when the temperature dips. We recommend you protect your planters from the cold by moving them inside during the winter months or placing them close to the house where there may protection from the elements.

#### ADDING DRAINAGE HOLES TO YOUR PLANTERS

Our planters have been developed for indoor use for which extra drainage is not necessary, but if you wish to use your planter outdoors, we recommend you add a drainage hole to prevent overwatering if left in the rain.

You can add drainage holes using a simple electric drill, properly fitted with the right bit and add the necessary holes in the bottom of a container. Drill slowly and steadily.

### *Stainless Steel/Wood Watering Can/Mister*

Stainless steel: Clean with a microfibre or cotton cloth wrung in warm, soapy water. Wipe along the grain of the metal and buff dry with a clean cloth to prevent water marks.

Wood: Clean with a cloth wrung in water and buff with vegetable oil to avoid the wood splitting.

### *Carbon Steel/Wood Garden Tools*

Our garden tools are designed and crafted to last for years. Prolong their lifespan with regular care and maintenance.

Always remove soil after each use by rinsing in water or using a blunt instrument to removed dried dirt deposits.

Always make sure tools are completely dry before storing to prevent rust and/or handle rot. After each use, wipe the metal parts of pruners and shears with an oily rag. Once a season, rub linseed oil into wooden handles to help preserve their natural beauty. Sharpen cutting tools and shovel/spade blades using a hone or whetstone.

Thoroughly clean tools used with fertilizers or chemicals, which will rapidly corrode metal.

### *Kubus*

#### CANDLE HOLDERS

We recommend that you extinguish candles before they burn down to the holder as this may discolour and/or damage the paintwork.

Audo Copenhagen is not liable for damage caused to surfaces by candle wax. We recommend using candleholders together with a suitable base. Never leave candles unattended and always keep out of reach of children and pets. The candleholders are not dishwasher safe. The candleholders are not dishwasher safe.

#### BOWLS, FLOWERPOTS, AND VASES

Never use abrasive cleaners, wire sponges or sharp instruments on Kubus products. Use the inlay provided when using the bowls for planting or storing food, ensuring the space between the inlay and bowl is clean and dry beforehand.

Flowerpots and vases are for indoor and outdoor use. When used outside, always bring inside when the temperature falls below freezing. Use the protective insert before planting in flowerpots.

Not dishwasher safe.

#### CARE OF WHITE, BLACK, AND GREY

To clean, place the candleholder upside down on a lined baking tray and heat in the oven at max. 75°C for 15 minutes before removing and wiping with a damp cloth. Do not use boiling water, abrasive cleaners, wire sponges or other sharp instruments to clean the Kubus or Line candleholders. Wipe lacquered bowls with a damp cloth or wash with mild soap and hot water.

#### CARE OF NICKEL

As nickel is hand polished, each surface is unique. To clean, wipe with a cotton cloth wrung in mild detergent. Remove any residue after cleaning.

#### CARE OF GOLD PLATED AND BURNISHED COPPER

Objects finished with gold plate or made from burnished copper require a little extra care. Hand polished, making each surface unique, gold plate and copper will patinate over time and with use. Do not expose to moisture as this may cause rust. To clean, wipe with a cotton cloth wrung in mild detergent. Remove any residue after cleaning. Polish burnished copper with silicone.

#### *Light'in*

Light'in is designed for outdoor use. Remove the lid when using indoors.

Clean both frame and glass with a mild detergent and warm water. Please note that the lid gets very hot and should be kept out of reach of small children and pets. Use the knob to remove the lid and place on a heat resistant surface. Never leave lit candles unattended and always keep out of reach from children and pets. Not dishwasher safe.

Natural materials, including but not limited to wood, wood veneer, stone, marble, leather, stoneware and porcelain, display natural markings and/or irregularities that make each product unique. Variations in colour and texture are therefore to be expected and are not considered defects, but rather indications of the material's natural origin.

#### *Handcrafted Materials*

Items made by hand from materials such as glass and porcelain may vary in weight.